

ARIZONA CORPORATION COMMISSION
UTILITIES DIVISION

ANNUAL REPORT MAILING LABEL – MAKE CHANGES AS NECESSARY

A

W-01997A
Adaman Mutual Water Company
16251 W Glendale Ave
Litchfield Park, AZ 85340

ANNUAL REPORT
WATER

FOR YEAR ENDING

12	31	2008
----	----	------

FOR COMMISSION USE

ANN 04	08
--------	----

PROCESSED BY:

4-1-09

SCANNED

COMPANY INFORMATION

Company Name (Business Name) <u>Adaman Mutual Water Company</u>		
Mailing Address <u>16251 W. Glendale Avenue</u> (Street)		
<u>Litchfield Park,</u> (City)	<u>AZ</u> (State)	<u>85340</u> (Zip)
<u>623 935-2837</u> Telephone No. (Include Area Code)	<u>623 935-1236</u> Fax No. (Include Area Code)	<u>602 390-3167</u> Pager/Cell No. (Include Area Code)
Email Address <u>adaman@airtelbb.com</u>		
Local Office Mailing Address <u>Same</u> (Street)		
<u>Same</u> (City)	<u>Same</u> (State)	<u>Same</u> (Zip)
<u>Same</u> Local Office Telephone No. (Include Area Code)	<u>Same</u> Fax No. (Include Area Code)	<u>Same</u> Pager/Cell No. (Include Area Code)
Email Address _____		

MANAGEMENT INFORMATION

Management Contact: <u>David Schofield</u> (Name)			<u>General Manager/Treasurer</u> (Title)		
<u>Same as above</u> (Street)			<u>Same as above</u> (City)	<u>Same as above</u> (State)	<u>Same as above</u> (Zip)
<u>Same as above</u> Telephone No. (Include Area Code)	<u>Same as above</u> Fax No. (Include Area Code)	<u>Same as above</u> Pager/Cell No. (Include Area Code)			
Email Address _____					
On Site Manager: _____ (Name)					
<u>Same as above</u> (Street)		<u>Same as above</u> (City)	<u>Same as above</u> (State)	<u>Same as above</u> (Zip)	
<u>Same as above</u> Telephone No. (Include Area Code)	<u>Same as above</u> Fax No. (Include Area Code)	<u>Same as above</u> Pager/Cell No. (Include Area Code)			
Email Address _____					

Please mark this box if the above address(es) have changed or are updated since the last filing.

Statutory Agent: David Schofield

(Name)

16251 W. Glendale Avenue Litchfield Park, AZ 85340

(Street)

(City)

(State)

(Zip)

623 935-2837

623 935-1236

602 390-3167

Telephone No. (Include Area Code)

Fax No. (Include Area Code)

Cell No. (Include Area Code)

Attorney: Ryley Carlock & Applewhite

(Name)

One North Central Avenue, Suite 1200, Phoenix, AZ 85004-4417

(Street)

(City)

(State)

(Zip)

602 258-7701

602 257-9582

Telephone No. (Include Area Code)

Fax No. (Include Area Code)

Cell No. (Include Area Code)

Email Address _____

OWNERSHIP INFORMATION

Check the following box that applies to your company:

- | | |
|--|---|
| <input type="checkbox"/> Sole Proprietor (S) | <input type="checkbox"/> C Corporation (C) (Other than Association/Co-op) |
| <input type="checkbox"/> Partnership (P) | <input type="checkbox"/> Subchapter S Corporation (Z) |
| <input type="checkbox"/> Bankruptcy (B) | <input type="checkbox"/> Association/Co-op (A) |
| <input type="checkbox"/> Receivership (R) | <input type="checkbox"/> Limited Liability Company |
| <input checked="" type="checkbox"/> Other (Describe) <u>Non Profit Corporation</u> | |

COUNTIES SERVED

Check the box below for the county/ies in which you are certificated to provide service:

- | | | |
|-------------------------------------|--|-----------------------------------|
| <input type="checkbox"/> APACHE | <input type="checkbox"/> COCHISE | <input type="checkbox"/> COCONINO |
| <input type="checkbox"/> GILA | <input type="checkbox"/> GRAHAM | <input type="checkbox"/> GREENLEE |
| <input type="checkbox"/> LA PAZ | <input checked="" type="checkbox"/> MARICOPA | <input type="checkbox"/> MOHAVE |
| <input type="checkbox"/> NAVAJO | <input type="checkbox"/> PIMA | <input type="checkbox"/> PINAL |
| <input type="checkbox"/> SANTA CRUZ | <input type="checkbox"/> YAVAPAI | <input type="checkbox"/> YUMA |
| <input type="checkbox"/> STATEWIDE | | |

UTILITY PLANT IN SERVICE

Acct. No.	DESCRIPTION	Original Cost (OC)	Accumulated Depreciation (AD)	O.C.L.D. (OC less AD)
301	Organization			
302	Franchises			
303	Land and Land Rights			
304	Structures and Improvements	10,053	10,053	-0-
307	Wells and Springs	237,059	137,514	99,545
311	Pumping Equipment	84,040	78,802	5,238
320	Water Treatment Equipment	12,443	11,513	930
330	Distribution Reservoirs and Standpipes	45,548	25,241	20,307
331	Transmission and Distribution Mains	288,132	202,317	85,815
333	Services			
334	Meters and Meter Installations	63,098	46,692	16,406
335	Hydrants	2,541	1,917	624
336	Backflow Prevention Devices	574	533	41
339	Other Plant and Misc. Equipment	5,610	5,610	-0-
340	Office Furniture and Equipment	2,561	1,969	592
341	Transportation Equipment			
343	Tools, Shop and Garage Equipment	3,746	3,510	236
344	Laboratory Equipment			
345	Power Operated Equipment			
346	Communication Equipment			
347	Miscellaneous Equipment			
348	Other Tangible Plant			
	TOTALS	755,405	525,671	229,734

This amount goes on the Balance Sheet Acct. No. 108

CALCULATION OF DEPRECIATION EXPENSE FOR CURRENT YEAR

Acct. No.	DESCRIPTION	Original Cost (1)	Depreciation Percentage (2)	Depreciation Expense (1x2)
301	Organization			
302	Franchises			
303	Land and Land Rights			
304	Structures and Improvements	10,053		-0-
307	Wells and Springs	237,059	.03	6,187
311	Pumping Equipment	84,040	.02	1,424
320	Water Treatment Equipment	12,443	.03	343
330	Distribution Reservoirs and Standpipes	45,548	.05	2,277
331	Transmission and Distribution Mains	288,132	.02	6,446
333	Services			
334	Meters and Meter Installations	63,098	.09	5,863
335	Hydrants	2,541	.10	254
336	Backflow Prevention Devices	574	.10	24
339	Other Plant and Misc. Equipment	5,610		8
340	Office Furniture and Equipment	2,561	.14	366
341	Transportation Equipment			
343	Tools, Shop and Garage Equipment	3,746	.03	97
344	Laboratory Equipment			
345	Power Operated Equipment			
346	Communication Equipment			
347	Miscellaneous Equipment			
348	Other Tangible Plant			
	TOTALS	755,405		23,289

This amount goes on the Comparative Statement of Income and Expense _____
 Acct. No. 403.

BALANCE SHEET

Acct No.		BALANCE AT BEGINNING OF YEAR	BALANCE AT END OF YEAR
	ASSETS		
	CURRENT AND ACCRUED ASSETS		
131	Cash	\$ 174,795	\$ 32,390
134	Working Funds		
135	Temporary Cash Investments		114,082
141	Customer Accounts Receivable	20,150	24,078
146	Notes/Receivables from Associated Companies		
151	Plant Material and Supplies		
162	Prepayments	4,763	4,546
174	Miscellaneous Current and Accrued Assets		
	TOTAL CURRENT AND ACCRUED ASSETS	\$ 199,708	\$ 175,096
	FIXED ASSETS		
101	Utility Plant in Service	\$ 738,463	\$ 755,405
103	Property Held for Future Use		
105	Construction Work in Progress		132,500
108	Accumulated Depreciation – Utility Plant	478,159	525,671
121	Non-Utility Property		
122	Accumulated Depreciation – Non Utility		
	TOTAL FIXED ASSETS	\$ 260,304	\$ 362,234
	TOTAL ASSETS	\$ 460,012	\$ 537,330

NOTE: The Assets on this page should be equal to **Total Liabilities and Capital** on the following page.

BALANCE SHEET (CONTINUED)

Acct. No.		BALANCE AT BEGINNING OF YEAR	BALANCE AT END OF YEAR
	LIABILITIES		
	CURRENT LIABILITES		
231	Accounts Payable	\$ 18,954	\$ 24,278
232	Notes Payable (Current Portion)		
234	Notes/Accounts Payable to Associated Companies		
235	Customer Deposits	1,985	975
236	Accrued Taxes		
237	Accrued Interest		
241	Miscellaneous Current and Accrued Liabilities	2,493	2,680
	TOTAL CURRENT LIABILITIES	\$ 23,432	\$ 27,933
	LONG-TERM DEBT (Over 12 Months)		
224	Long-Term Notes and Bonds	\$	\$
	DEFERRED CREDITS		
251	Unamortized Premium on Debt	\$	\$
252	Advances in Aid of Construction	91,158	82,063
255	Accumulated Deferred Investment Tax Credits		
271	Contributions in Aid of Construction	21,385	26,053
272	Less: Amortization of Contributions	12,723	12,817
281	Accumulated Deferred Income Tax		
	TOTAL DEFERRED CREDITS	\$ 99,820	\$ 94,299
	TOTAL LIABILITIES	\$ 123,252	\$122,154
	CAPITAL ACCOUNTS		
201	Common Stock Issued	\$ 2,503	\$ 2,503
211	Paid in Capital in Excess of Par Value		
215	Retained Earnings	334,257	415,099
218	Proprietary Capital (Sole Props and Partnerships)		
	TOTAL CAPITAL	\$ 460,012	\$537,330
	TOTAL LIABILITIES AND CAPITAL	\$ 460,012	\$537,330

COMPARATIVE STATEMENT OF INCOME AND EXPENSE

Acct. No.	OPERATING REVENUES	PRIOR YEAR	CURRENT YEAR
461	Metered Water Revenue	\$ 299,638	\$ 293,847
460	Unmetered Water Revenue		
474	Other Water Revenues		1,534
	TOTAL REVENUES	\$ 299,638	\$ 295,381
	OPERATING EXPENSES		
601	Salaries and Wages	\$ 84,375	\$ 96,167
610	Purchased Water	1,857	-0-
615	Purchased Power	32,526	36,649
618	Chemicals	3,556	3,281
620	Repairs and Maintenance	37,682	33,672
621	Office Supplies and Expense	4,373	7,779
630	Outside Services	24,093	46,355
635	Water Testing	4,965	6,061
641	Rents	8,400	8,400
650	Transportation Expenses	7,670	23,791
657	Insurance – General Liability	4,007	4,307
659	Insurance - Health and Life	3,455	3,763
666	Regulatory Commission Expense – Rate Case		
675	Miscellaneous Expense	5,382	5,410
403	Depreciation Expense	24,770	23,289
408	Taxes Other Than Income		
408.11	Property Taxes	11,478	8,977
409	Income Tax		
	TOTAL OPERATING EXPENSES	\$ 258,589	\$ 307,891
	OPERATING INCOME/(LOSS)	\$ 41,049	\$ (12,510)
	OTHER INCOME/(EXPENSE)		
419	Interest and Dividend Income	\$ 1,476	\$ 3,837
421	Non-Utility Income	908	3,846
426	Miscellaneous Non-Utility Expenses		
427	Interest Expense	1,155	44
	TOTAL OTHER INCOME/(EXPENSE)	\$ 1,229	\$ 7,639
	NET INCOME/(LOSS)	\$ 42,278	\$ (4,871)

SUPPLEMENTAL FINANCIAL DATA
Long-Term Debt

	LOAN #1	LOAN #2	LOAN #3	LOAN #4
Date Issued				
Source of Loan				
ACC Decision No.				
Reason for Loan				
Dollar Amount Issued	\$	\$	\$	\$
Amount Outstanding	\$	\$	\$	\$
Date of Maturity				
Interest Rate	%	%	%	%
Current Year Interest	\$	\$	\$	\$
Current Year Principle	\$	\$	\$	\$

Meter Deposit Balance at Test Year End	\$ 25,698.60
Meter Deposits Refunded During the Test Year	\$ 5,024.10

COMPANY NAME	ADAMAN MUTUAL WATER COMPANY	
Name of System	07001	ADEQ Public Water System Number (if applicable)

WATER COMPANY PLANT DESCRIPTION

WELLS

ADWR ID Number*	Pump Horsepower	Pump Yield (gpm)	Casing Depth (Feet)	Casing Diameter (Inches)	Meter Size (inches)	Year Drilled
55-620807	100	550	1089	14" @ 602' 12" @ 756'	6"	1979

* Arizona Department of Water Resources Identification Number

OTHER WATER SOURCES

Name or Description	Capacity (gpm)	Gallons Purchased or Obtained (in thousands)

BOOSTER PUMPS		FIRE HYDRANTS	
Horsepower	Quantity	Quantity Standard	Quantity Other
10	1	3	
15	1		
30	1		

STORAGE TANKS		PRESSURE TANKS	
Capacity	Quantity	Capacity	Quantity
200,000	1	3,000	1

Note: If you are filing for more than one system, please provide separate sheets for each system.

COMPANY NAME ADAMAN MUTUAL WATER COMPANY
Name of System: ADEQ Public Water System Number: 07001

WATER COMPANY PLANT DESCRIPTION (CONTINUED)

MAINS

Size (in inches)	Material	Length (in feet)
2		
3		
4	APC & PVC	38,769
5		
6	PVC	21,305
8		
10		
12		

CUSTOMER METERS

Size (in inches)	Quantity
5/8 X 3/4	30
3/4	40
1	137
1 1/2	34
2	12
Comp. 3	
Turbo 3	2
Comp. 4	
Turbo 4	1
Comp. 6	
Turbo 6	1

For the following three items, list the utility owned assets in each category for each system.

TREATMENT EQUIPMENT:

- 2 5 GPH Chemical Metering Pumps
- 100 Gallon solution Tank
- Chlorine Residual Test Kit
- Sand Filters
- Chlorine House

STRUCTURES:

- Fences, Signs

OTHER:

- Power Generator
- Computer Equipment and software
- Tools
- Pumping Equipnmet
- Well

Note: If you are filing for more than one system, please provide separate sheets for each system.

COMPANY NAME: ADAMAN MUTUAL WATER COMPANY	
Name of System:	ADEQ Public Water System Number: 07001

WATER USE DATA SHEET BY MONTH FOR CALENDAR YEAR 2008

MONTH	NUMBER OF CUSTOMERS	GALLONS SOLD (Thousands)	GALLONS PUMPED (Thousands)	GALLONS PURCHASED (Thousands)
JANUARY	248	6469	7967	
FEBRUARY	246	7126	8510	
MARCH	249	6878	8319	
APRIL	251	9974	11787	
MAY	251	9630	11814	
JUNE	252	11990	13512	
JULY	255	12437	14694	
AUGUST	254	13673	15805	
SEPTEMBER	256	12523	14143	
OCTOBER	252	11623	13396	
NOVEMBER	251	9494	11143	
DECEMBER	248	7753	9093	
TOTALS →		119569	140183	

What is the level of arsenic for each well on your system? -0- mg/l
(If more than one well, please list each separately.)

If system has fire hydrants, what is the fire flow requirement? GPM for hrs

If system has chlorination treatment, does this treatment system chlorinate continuously?
 Yes No

Is the Water Utility located in an ADWR Active Management Area (AMA)?
 Yes No

Does the Company have an ADWR Gallons Per Capita Per Day (GPCPD) requirement?
 Yes No

If yes, provide the GPCPD amount:

Note: If you are filing for more than one system, please provide separate data sheets for each system.

COMPANY NAME:	ADAMAN MUTUAL WATER COMPANY
Name of System:	ADEQ Public Water System Number: 07001

UTILITY SHUTOFFS / DISCONNECTS

MONTH	Termination without Notice R14-2-410.B	Termination with Notice R14-2-410.C	OTHER
JANUARY			
FEBRUARY			
MARCH			
APRIL		1	
MAY		1	
JUNE		1	
JULY			
AUGUST			
SEPTEMBER			
OCTOBER			
NOVEMBER			
DECEMBER			
TOTALS →		3	

OTHER (description):

COMPANY NAME ADAMAN MUTUAL WATER COMPANY YEAR ENDING 12/31/2008

PROPERTY TAXES

Amount of actual property taxes paid during Calendar Year 2008 was: \$ 9,261.10

Attach to this annual report proof (e.g. property tax bills stamped "paid in full" or copies of cancelled checks for property tax payments) of any and all property taxes paid during the calendar year.

If no property taxes paid, explain why. _____

ADAMAN MUTUAL WATER COMPANY

Page 3 of 4
 Statement Period
 03/01/08 through 03/31/08
 EO P PA 0A 45 0273704
 Enclosures 0
 Account Number 0043 7255 5438

**Withdrawals and Debits
 Checks**

Check Number	Amount (\$)	Date Posted	Bank Reference	Check Number	Amount (\$)	Date Posted	Bank Reference
15018	75.60	03/06	813003992646877	15032	124.55	03/13	813001392413742
15019	37.10	03/04	813003350251615	15033	4,401.77	03/17	813005092238103
15022*	143.69	03/12	813001382170800	15034	40.00	03/17	813003150074844
15023	8,323.90	03/14	813003250549590	15035	95.82	03/17	813003250688351
15024	1,207.96	03/11	813003250855277	15036	214.99	03/27	813002992289228
15025	4,772.82	03/10	813001892239731	15037	147.70	03/26	813004292731240
15026	2,250.25	03/13	813003150694701	15038	1,332.00	03/24	813002392076063
15027	147.70	03/12	813003492879337	15043*	104.00	03/31	813003150630535
15029*	131.74	03/11	813003392756440	15044	100.00	03/28	813003150117857
15030	638.36	03/11	813000792606951	15045	115.68	03/28	813003250362565
15031	318.99	03/12	813001292600603				

* Gap in sequential check numbers.

Other Debits

Date Posted	Amount (\$)	Description	Bank Reference
03/07	50,000.00	Online Banking transfer to Sav 5412 Confirmation# 4902518848	957103077593363
03/28	47,000.00	Online Banking transfer to Sav 5412 Confirmation# 6732894506	957203287503100

Daily Ledger Balances

Date	Balance (\$)	Date	Balance (\$)	Date	Balance (\$)
03/01	83,006.34	03/12	50,360.15	03/26	137,772.81
03/04	82,969.24	03/13	47,985.35	03/27	137,557.82
03/06	107,653.35	03/14	54,393.35	03/28	95,774.68
03/07	57,683.35	03/17	49,855.76	03/31	95,670.68
03/10	52,910.53	03/21	139,252.51		
03/11	50,932.47	03/24	137,920.51		

ADAMAN MUTUAL WATER COMPANY

15025

634-17-906

10/1/07

4,772.82

4,772.82

3/7/08

15025

Maricopa County Treasurer

\$4,772.82



ADAMAN MUTUAL WATER COMPANY

Page 3 of 4
Statement Period
10/01/08 through 10/31/08
EO P PA OA 45 0258836
Enclosures 0
Account Number 0043 7255 5438

**Withdrawals and Debits
Checks**

Check Number	Amount (\$)	Date Posted	Bank Reference	Check Number	Amount (\$)	Date Posted	Bank Reference
15166	2,209.32	10/06	813003150839357	15180	95.82	10/14	813003250070608
15167	179.74	10/01	813009992764634	15181	638.36	10/16	813005992316432
15169*	529.02	10/01	813009992930436	15182	99.99	10/17	813009392277814
15170	3,177.54	10/02	813008492175946	15183	149.94	10/22	813008392414020
15173*	14,553.86	10/06	813003250295015	15184	40.00	10/20	813003150919857
15174	50.00	10/10	813003150635615	15185	184.61	10/21	813009892671730
15176*	610.89	10/07	813004392735700	15186	79.19	10/27	813009092559693
15177	4,488.28	10/06	813001892041012	15187	78.00	10/27	813002692886491
15178	1,947.09	10/15	813003150266536	15188	281.57	10/29	813003150103070
15179	3,403.07	10/20	813003150995834	15213*	375.60	10/31	813003282135813

* Gap in sequential check numbers.

Other Debits

Date Posted	Amount (\$)	Description	Bank Reference
10/23	99.00	Check Order00333 Des:Fee ID:P023473492 Indn:Adaman Mutual Water Co Co ID:0000000333 Ppd	902597006649260

Daily Ledger Balances

Date	Balance (\$)	Date	Balance (\$)	Date	Balance (\$)
10/01	89,040.17	10/15	76,228.36	10/24	89,112.59
10/02	85,862.63	10/16	75,590.00	10/27	88,993.88
10/03	97,172.40	10/17	91,129.23	10/29	88,712.31
10/06	75,920.94	10/20	87,686.16	10/30	94,579.52
10/07	75,310.05	10/21	88,327.69	10/31	94,203.92
10/10	78,271.27	10/22	88,177.75		
10/14	78,175.45	10/23	88,078.75		

15177

ADAMAN MUTUAL WATER COMPANY

63417906 9/11/08 4,488.28 4,488.28

10/3/08

15177

Maricopa County Treasurer

\$4,488.28



**VERIFICATION
AND
SWORN STATEMENT
Taxes**

VERIFICATION

STATE OF Arizona
I, THE UNDERSIGNED
OF THE

COUNTY OF (COUNTY NAME) Maricopa
NAME (OWNER OR OFFICIAL) TITLE Dave Schofield, General Manager
COMPANY NAME ADAMAN MUTUAL WATER COMPANY

DO SAY THAT THIS ANNUAL UTILITY PROPERTY TAX AND SALES TAX REPORT TO THE ARIZONA CORPORATION COMMISSION

FOR THE YEAR ENDING


MONTH	DAY	YEAR
12	31	2008

HAS BEEN PREPARED UNDER MY DIRECTION, FROM THE ORIGINAL BOOKS, PAPERS AND RECORDS OF SAID UTILITY; THAT I HAVE CAREFULLY EXAMINED THE SAME, AND DECLARE THE SAME TO BE A COMPLETE AND CORRECT STATEMENT OF BUSINESS AND AFFAIRS OF SAID UTILITY FOR THE PERIOD COVERED BY THIS REPORT IN RESPECT TO EACH AND EVERY MATTER AND THING SET FORTH, TO THE BEST OF MY KNOWLEDGE, INFORMATION AND BELIEF.

SWORN STATEMENT

I HEREBY ATTEST THAT ALL PROPERTY TAXES FOR SAID COMPANY ARE CURRENT AND PAID IN FULL.

I HEREBY ATTEST THAT ALL SALES TAXES FOR SAID COMPANY ARE CURRENT AND PAID IN FULL.



SIGNATURE OF OWNER OR OFFICIAL

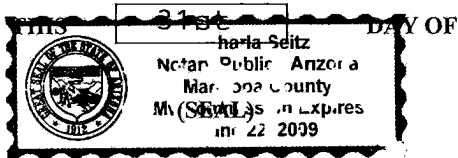
623 935-2837


TELEPHONE NUMBER

SUBSCRIBED AND SWORN TO BEFORE ME

A NOTARY PUBLIC IN AND FOR THE COUNTY OF

COUNTY NAME Maricopa
MONTH March .20_09





SIGNATURE OF NOTARY PUBLIC

MY COMMISSION EXPIRES June 22, 2009

COMPANY NAME _____ YEAR ENDING 12/31/2008

INCOME TAXES NA - Non Profit

For this reporting period, provide the following:

Federal Taxable Income Reported _____
Estimated or Actual Federal Tax Liability _____

State Taxable Income Reported _____
Estimated or Actual State Tax Liability _____

Amount of Grossed-Up Contributions/Advances:

Amount of Contributions/Advances _____
Amount of Gross-Up Tax Collected _____
Total Grossed-Up Contributions/Advances _____

Decision No. 55774 states, in part, that the utility will refund any excess gross-up funds collected at the close of the tax year when tax returns are completed. Pursuant to this Decision, if gross-up tax refunds are due to any Payer or if any gross-up tax refunds have already been made, attach the following information by Payer: name and amount of contribution/advance, the amount of gross-up tax collected, the amount of refund due to each Payer, and the date the Utility expects to make or has made the refund to the Payer.

CERTIFICATION

The undersigned hereby certifies that the Utility has refunded to Payers all gross-up tax refunds reported in the prior year's annual report. This certification is to be signed by the President or Chief Executive Officer, if a corporation; the managing general partner, if a partnership; the managing member, if a limited liability company or the sole proprietor, if a sole proprietorship.

SIGNATURE

DATE

PRINTED NAME

TITLE

**VERIFICATION
AND
SWORN STATEMENT
Intrastate Revenues Only**

VERIFICATION

STATE OF Arizona

I, THE UNDERSIGNED

OF THE

COUNTY OF (COUNTY NAME) <u>Maricopa</u>
NAME (OWNER OR OFFICIAL) TITLE <u>Dave Schofield, General Manager</u>
COMPANY NAME <u>ADAMAN MUTUAL WATER COMPANY</u>

DO SAY THAT THIS ANNUAL UTILITY REPORT TO THE ARIZONA CORPORATION COMMISSION

FOR THE YEAR ENDING

MONTH	DAY	YEAR
12	31	2008

HAS BEEN PREPARED UNDER MY DIRECTION, FROM THE ORIGINAL BOOKS, PAPERS AND RECORDS OF SAID UTILITY; THAT I HAVE CAREFULLY EXAMINED THE SAME, AND DECLARE THE SAME TO BE A COMPLETE AND CORRECT STATEMENT OF BUSINESS AND AFFAIRS OF SAID UTILITY FOR THE PERIOD COVERED BY THIS REPORT IN RESPECT TO EACH AND EVERY MATTER AND THING SET FORTH, TO THE BEST OF MY KNOWLEDGE, INFORMATION AND BELIEF.

SWORN STATEMENT

IN ACCORDANCE WITH THE REQUIREMENT OF TITLE 40, ARTICLE 8, SECTION 40-401, ARIZONA REVISED STATUTES, IT IS HEREIN REPORTED THAT THE GROSS OPERATING REVENUE OF SAID UTILITY DERIVED FROM ARIZONA INTRASTATE UTILITY OPERATIONS DURING CALENDAR YEAR 2008 WAS:

Arizona Intrastate Gross Operating Revenues Only (\$) \$ <u>295,381</u>
--

**(THE AMOUNT IN BOX ABOVE
INCLUDES \$ 19,330
IN SALES TAXES BILLED, OR COLLECTED)**

****REVENUE REPORTED ON THIS PAGE MUST INCLUDE SALES TAXES BILLED OR COLLECTED. IF FOR ANY OTHER REASON, THE REVENUE REPORTED ABOVE DOES NOT AGREE WITH TOTAL OPERATING REVENUES ELSEWHERE REPORTED, ATTACH THOSE STATEMENTS THAT RECONCILE THE DIFFERENCE. (EXPLAIN IN DETAIL)**



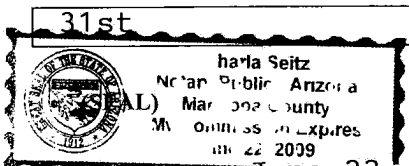
SIGNATURE OF OWNER OR OFFICIAL
623 935-2837

TELEPHONE NUMBER

SUBSCRIBED AND SWORN TO BEFORE ME

A NOTARY PUBLIC IN AND FOR THE COUNTY OF

THIS



DAY OF

COUNTY NAME <u>Maricopa</u>	
MONTH <u>March</u>	<u>.2009</u>



SIGNATURE OF NOTARY PUBLIC

MY COMMISSION EXPIRES June 22, 2009

**VERIFICATION
AND
SWORN STATEMENT
RESIDENTIAL REVENUE
Intrastate Revenues Only**

VERIFICATION

STATE OF ARIZONA

I, THE UNDERSIGNED

OF THE

COUNTY OF (COUNTY NAME) <p style="text-align: center;">Maricopa</p>	
NAME (OWNER OR OFFICIAL) <p style="text-align: center;">Dave Schofield</p>	TITLE <p style="text-align: center;">General Manager</p>
COMPANY NAME <p style="text-align: center;">ADAMAN MUTUAL WATER COMPANY</p>	

DO SAY THAT THIS ANNUAL UTILITY REPORT TO THE ARIZONA CORPORATION COMMISSION

FOR THE YEAR ENDING

MONTH	DAY	YEAR
12	31	2008

HAS BEEN PREPARED UNDER MY DIRECTION, FROM THE ORIGINAL BOOKS, PAPERS AND RECORDS OF SAID UTILITY; THAT I HAVE CAREFULLY EXAMINED THE SAME, AND DECLARE THE SAME TO BE A COMPLETE AND CORRECT STATEMENT OF BUSINESS AND AFFAIRS OF SAID UTILITY FOR THE PERIOD COVERED BY THIS REPORT IN RESPECT TO EACH AND EVERY MATTER AND THING SET FORTH, TO THE BEST OF MY KNOWLEDGE, INFORMATION AND BELIEF.

SWORN STATEMENT

IN ACCORDANCE WITH THE REQUIREMENTS OF TITLE 40, ARTICLE 8, SECTION 40-401.01, ARIZONA REVISED STATUTES, IT IS HEREIN REPORTED THAT THE GROSS OPERATING REVENUE OF SAID UTILITY DERIVED FROM ARIZONA INTRASTATE UTILITY OPERATIONS RECEIVED FROM RESIDENTIAL CUSTOMERS DURING CALENDAR YEAR 2008 WAS:

ARIZONA INTRASTATE GROSS OPERATING REVENUES \$ <u>126,967</u>
--

THE AMOUNT IN BOX AT LEFT
INCLUDES \$ 7,732
IN SALES TAXES BILLED, OR COLLECTED)

***RESIDENTIAL REVENUE REPORTED ON THIS PAGE
MUST INCLUDE SALES TAXES BILLED.**

David Schofield
SIGNATURE OF OWNER OR OFFICIAL

623 935-2837


TELEPHONE NUMBER

SUBSCRIBED AND SWORN TO BEFORE ME

A NOTARY PUBLIC IN AND FOR THE COUNTY OF

THIS 31st **DAY OF**

(SEAL)



MY COMMISSION EXPIRES

June 22, 2009

NOTARY PUBLIC NAME <p style="text-align: center;">Charla Seitz</p>	
COUNTY NAME <p style="text-align: center;">Maricopa</p>	
MONTH <p style="text-align: center;">March</p>	YEAR <p style="text-align: center;">2009</p>

X *Charla Seitz*
SIGNATURE OF NOTARY PUBLIC