

ARIZONA CORPORATION COMMISSION
UTILITIES DIVISION

ANNUAL REPORT MAILING LABEL – MAKE CHANGES AS NECESSARY

<p>W-02465A Bella Vista Water Company, Inc. 12725 W. Indian School Rd Suite D 101 Avondale, AZ 85392</p>	<p>B</p> <p>RECEIVED</p> <p>APR 17 2009</p> <p>ARIZONA CORP COM</p> <p>UTILITIES DIVISION</p>
--	--

ANNUAL REPORT

FOR YEAR ENDING

12	31	2008
-----------	-----------	-------------

FOR COMMISSION USE

ANN 06	07
---------------	-----------

PROCESSED BY:
4.17.09

SCANNED

COMPANY INFORMATION

Company Name (Business Name) <u>Bella Vista Water Company, Inc.</u>			
Mailing Address <u>12725 W. Indian School Rd. Suite D 101</u>			
(Street)			
<u>Avondale</u>	<u>Arizona</u>	<u>85392</u>	
(City)	(State)	(Zip)	
<u>(623) 935-9367</u>	<u>(623) 935-1020</u>		
Telephone No. (Include Area Code)	Fax No. (Include Area Code)	Pager/Cell No. (Include Area Code)	
Email Address _____			
Local Office Mailing Address <u>4055 Campus Drive</u>			
(Street)			
<u>Sierra Vista</u>	<u>Arizona</u>	<u>85635</u>	
(City)	(State)	(Zip)	
<u>(520) 458-5470</u>	<u>(502) 459-6680</u>		
Local Office Telephone No. (Include Area Code)	Fax No. (Include Area Code)	Pager/Cell No. (Include Area Code)	
Email Address _____			

MANAGEMENT INFORMATION

Management Contact: <u>Greg Sorensen</u>				<u>V.P.</u>
(Name)				(Title)
<u>12725 W. Indian School Rd Suite D101</u>	<u>Avondale</u>	<u>AZ</u>	<u>85392</u>	
(Street)	(City)	(State)	(Zip)	
<u>(623) 298-3753</u>	<u>(623) 935-1020</u>			
Telephone No. (Include Area Code)	Fax No. (Include Area Code)	Pager/Cell No. (Include Area Code)		
Email Address _____				
On Site Manager: <u>Bob Dodds</u> <u>President</u>				
(Name)				
<u>12725 W. Indian School Rd. Suite D101</u>	<u>Avondale</u>	<u>Arizona</u>	<u>85392</u>	
(Street)	(City)	(State)	(Zip)	
<u>(623) 935-9367</u>	<u>(623) 935-1020</u>			
Telephone No. (Include Area Code)	Fax No. (Include Area Code)	Pager/Cell No. (Include Area Code)		
Email Address _____				

Please mark this box if the above address(es) have changed or are updated since the last filing.

Statutory Agent: CT Corporation System
(Name)

3225 N. Central Avenue Phoenix Arizona 85012
(Street) (City) (State) (Zip)

(602) 277-4792
Telephone No. (Include Area Code) Fax No. (Include Area Code) Pager/Cell No. (Include Area Code)

Attorney: Bill Sullivan @ Curtis, Goodwin, Sullivan, & Schwab, P.L.C.
(Name)

2712 N. 7th Street Phoenix Arizona 85006
(Street) (City) (State) (Zip)

(602) 393-1700 ext 6381 (602) 393-1703
Telephone No. (Include Area Code) Fax No. (Include Area Code) Pager/Cell No. (Include Area Code)

Please mark this box if the above address(es) have changed or are updated since the last filing.

OWNERSHIP INFORMATION

Check the following box that applies to your company:

- | | |
|---|--|
| <input type="checkbox"/> Sole Proprietor (S) | <input checked="" type="checkbox"/> C Corporation (C) (Other than Association/Co-op) |
| <input type="checkbox"/> Partnership (P) | <input type="checkbox"/> Subchapter S Corporation (Z) |
| <input type="checkbox"/> Bankruptcy (B) | <input type="checkbox"/> Association/Co-op (A) |
| <input type="checkbox"/> Receivership (R) | <input type="checkbox"/> Limited Liability Company |
| <input type="checkbox"/> Other (Describe) _____ | |

COUNTIES SERVED

Check the box below for the county/ies in which you are certificated to provide service:

- | | | |
|-------------------------------------|---|-----------------------------------|
| <input type="checkbox"/> APACHE | <input checked="" type="checkbox"/> COCHISE | <input type="checkbox"/> COCONINO |
| <input type="checkbox"/> GILA | <input type="checkbox"/> GRAHAM | <input type="checkbox"/> GREENLEE |
| <input type="checkbox"/> LA PAZ | <input type="checkbox"/> MARICOPA | <input type="checkbox"/> MOHAVE |
| <input type="checkbox"/> NAVAJO | <input type="checkbox"/> PIMA | <input type="checkbox"/> PINAL |
| <input type="checkbox"/> SANTA CRUZ | <input type="checkbox"/> YAVAPAI | <input type="checkbox"/> YUMA |
| <input type="checkbox"/> STATEWIDE | | |

COMPANY NAME**BELLA VISTA WATER CO., INC.****UTILITY PLANT IN SERVICE**

Acct. No.	DESCRIPTION	Original Cost (OC)	Accumulated Depreciation (AD)	O.C.L.D. (OC less AD)
301	Organization			
302	Franchises			
303	Land and Land Rights	327,399		327,399
304	Structures and Improvements	970,260	379,166	591,094
307	Wells and Springs	1,152,372	520,038	632,334
311	Pumping Equipment	2,410,734	1,968,971	441,763
320	Water Treatment Equipment	77,539	41,458	36,081
330	Distribution Reservoirs and Standpipes	2,287,950	796,533	1,491,417
331	Transmission and Distribution Mains	12,347,667	4,028,084	8,319,584
333	Services	1,366,621	822,624	543,997
334	Meters and Meter Installations	1,462,899	1,565,424	(102,525)
335	Hydrants	861,394	276,741	584,653
336	Backflow Prevention Devices			
339	Other Plant and Misc. Equipment	106,843	4,611	102,233
340	Office Furniture and Equipment	361,806	247,262	114,544
341	Transportation Equipment	288,141	256,003	32,137
343	Tools, Shop and Garage Equipment	126,979	123,241	3,738
344	Laboratory Equipment			
345	Power Operated Equipment	39,638	1,909	37,729
346	Communication Equipment	305,582	103,723	201,859
347	Miscellaneous Equipment	109,708	102,124	7,584
348	Other Tangible Plant			
	TOTALS	24,603,532	11,237,911	13,365,622

This amount goes on the Balance Sheet Acct. No. 108

COMPANY NAME**BELLA VISTA WATER CO., INC.****CALCULATION OF DEPRECIATION EXPENSE FOR CURRENT YEAR**

Acct. No.	DESCRIPTION	Original Cost (1)	Depreciation Percentage (2)	Depreciation Expense (1x2)
301	Organization			
302	Franchises			
303	Land and Land Rights	327,399		0
304	Structures and Improvements	970,260	2.5%	23,642
307	Wells and Springs	1,152,372	2.7%	30,643
311	Pumping Equipment	2,410,734	10%	55,995
320	Water Treatment Equipment	77,539	10%	5,006
330	Distribution Reservoirs and Standpipes	2,287,950	2.5%	44,062
331	Transmission and Distribution Mains	12,347,667	2%	238,315
333	Services	1,366,621	2%	26,599
334	Meters and Meter Installations	1,462,899	10%	45,035
335	Hydrants	861,394	2%	16,948
336	Backflow Prevention Devices			0
339	Other Plant and Misc. Equipment	106,843		4,162
340	Office Furniture and Equipment	361,806	6.67%	17,129
341	Transportation Equipment	288,141	14.29%	13,083
343	Tools, Shop and Garage Equipment	126,979	11.76%	172
344	Laboratory Equipment			0
345	Power Operated Equipment	39,638		1,909
346	Communication Equipment	305,582	10%	24,447
347	Miscellaneous Equipment	109,708	6.25%	4,361
348	Other Tangible Plant			0
	Less: CIAC Amortization			(11,475)
	TOTALS	24,603,532		540,030

This amount goes on Comparative Statement of Income and Expense Acct. No. 403.

Half-year convention used on asset additions.

COMPANY NAME BELLA VISTA WATER CO., INC.

BALANCE SHEET

Acct. No.	ASSETS	BALANCE AT BEGINNING OF YEAR	BALANCE AT END OF YEAR
	CURRENT AND ACCRUED ASSETS		
131	Cash	\$ 82,476	\$ 77,418
134	Working Funds		
135	Temporary Cash Investments		
141	Customer Accounts Receivable	300,263	312,928
146	Notes/Receivables from Associated Companies		
151	Plant Material and Supplies		
162	Prepayments	27,772	28,613
174	Miscellaneous Current and Accrued Assets		
	TOTAL CURRENT AND ACCRUED ASSETS	\$ 410,511	\$ 418,959
	FIXED ASSETS		
101	Utility Plant in Service	\$ 22,467,362	\$ 24,603,532
103	Property Held for Future Use		
105	Construction Work in Progress	439,637	601,131
108	Accumulated Depreciation - Utility Plant	10,686,406	11,237,911
121	Non-Utility Property		
122	Accumulated Depreciation - Non Utility		
	TOTAL FIXED ASSETS	\$ 12,220,594	\$ 13,966,752
	TOTAL ASSETS	\$ 12,631,104	\$ 14,385,711

NOTE: The Assets on this page should be equal to Total Liabilities and Capital on the following page.

COMPANY NAME**BELLA VISTA WATER CO., INC.****BALANCE SHEET (CONTINUED)**

Acct. No.		BALANCE AT BEGINNING OF YEAR	BALANCE AT END OF YEAR
	LIABILITIES		
	CURRENT LIABILITES		
231	Accounts Payable	\$ 12,702	\$ 30,416
232	Notes Payable (Current Portion)	104,163	111,632
234	Notes/Accounts Payable to Associated Companies	(304,624)	301,032
235	Customer Deposits	176,735	183,579
236	Accrued Taxes	464,374	460,116
237	Accrued Interest	14,551	18,923
241	Miscellaneous Current and Accrued Liabilities	191,807	46,000
	TOTAL CURRENT LIABILITIES	\$ 659,707	\$ 1,151,699
	LONG-TERM DEBT (Over 12 Months)		
224	Long-Term Notes and Bonds	\$ 1,982,159	\$ 1,424,266
	DEFERRED CREDITS		
251	Unamortized Premium on Debt		
252	Advances in Aid of Construction	6,180,906	7,199,993
255	Accumulated Deferred Investment Tax Credits	122,872	101,160
271	Contributions in Aid of Construction	503,945	503,945
272	Less: Amortization of Contributions	233,688	254,360
281	Accumulated Deferred Income Tax		
	TOTAL DEFERRED CREDITS	\$ 6,574,035	\$ 7,550,738
	TOTAL LIABILITIES	\$ 9,215,902	\$ 10,126,703
	CAPITAL ACCOUNTS		
201	Common Stock Issued	\$ 1,520,080	\$ 1,520,080
211	Paid in Capital in Excess of Par Value	377,948	377,948
215	Retained Earnings	1,517,175	2,360,981
218	Proprietary Capital (Sole Props and Partnerships)		
	TOTAL CAPITAL	\$ 3,415,203	\$ 4,259,009
	TOTAL LIABILITIES AND CAPITAL	\$ 12,631,104	\$ 14,385,711

COMPANY NAME**BELLA VISTA WATER CO., INC.****COMPARATIVE STATEMENT OF INCOME AND EXPENSE**

Acct. No.	OPERATING REVENUES	PRIOR YEAR	CURRENT YEAR
461	Metered Water Revenue	\$ 3,412,150	\$ 3,374,725
460	Unmetered Water Revenue		
474	Other Water Revenues	128,914	126,035
	TOTAL REVENUES	\$ 3,541,064	\$ 3,500,760
	OPERATING EXPENSES		
601	Salaries and Wages		
610	Purchased Water	653	691
615	Purchased Power	522,429	537,026
618	Chemicals	5,405	4,148
620	Repairs and Maintenance		
621	Office Supplies and Expense		
630	Outside Services	1,088,058	1,290,310
635	Water Testing	72,513	59,590
641	Rents	69,937	66,457
650	Transportation Expenses	51,639	81,847
657	Insurance - General Liability	54,118	45,312
659	Insurance - Health and Life		
666	Regulatory Commission Expense - Rate Case		
675	Miscellaneous Expense	125,776	117,887
403	Depreciation Expense	493,259	540,030
408	Taxes Other Than Income		
408.11	Property Taxes	188,355	191,285
409	Income Tax	254,258	254,258
	TOTAL OPERATING EXPENSES	\$ 2,926,400	\$ 3,188,842
	OTHER INCOME/EXPENSE		
419	Interest and Dividend Income		
421	Non-Utility Income		
426	Miscellaneous Non-Utility Expenses		
427	Interest Expense	121,105	120,887
	TOTAL OTHER INCOME/EXP	\$ (121,105)	\$ (120,887)
	NET INCOME/(LOSS)	\$ 493,559	\$ 191,030

SUPPLEMENTAL FINANCIAL DATA
Long-Term Debt

	LOAN #1	LOAN #2	LOAN #3	LOAN #4
Date Issued	06/11/1990	05/17/1993	10/15/1995	07/24/1994
Source of Loan	Note PLR K-Mart	Note PLR BVR/RC-3	Note PLR BVR/RC-4	Note PLR BVR CCCII
ACC Decision No.				
Reason for Loan				
Dollar Amount Issued	\$64,500	\$54,801	\$49,589	\$21,063
Amount Outstanding	\$11,796	\$17,845	\$19,415	\$8,424
Date of Maturity	01/15/2010	01/15/2013	01/15/2016	01/15/2014
Interest Rate	8.56 %	7.30%	6.91%	7.16%
Current Year Interest	\$1,641	\$1,884	\$1,911	\$822
Current Year Principle	\$5,210	\$3,723	\$3,093	\$1,294

SUPPLEMENTAL FINANCIAL DATA
Long-Term Debt

	LOAN #5	LOAN #6	LOAN #7	LOAN #8
Date Issued	Varies	Varies		
Source of Loan	WIFA # 1	WIFA # 2		
ACC Decision No.				
Reason for Loan				
Dollar Amount Issued	\$173,526	\$2,100,000	\$	\$
Amount Outstanding	\$118,984.82	\$1,650,460	\$	\$
Date of Maturity	09/01/2018	06/01/2021		
Interest Rate	6.10 %	6.26%	%	%
Current Year Interest	\$5,451	\$50,095	\$	\$
Current Year Principle	\$8,116	\$83,351	\$	\$

Meter Deposit Balance at Test Year End	<u>\$415,563.74</u>
Meter Deposits Refunded During the Test Year	<u>\$63,764</u>

COMPANY NAME	Bella Vista Water Co., Inc.
Name of System	ADEQ Public Water System Number (if applicable)

WATER COMPANY PLANT DESCRIPTION

WELLS

ADWR ID Number*	Pump Horsepower	Pump Yield (gpm)	Casing Depth (Feet)	Casing Diameter (Inches)	Meter Size (inches)	Year Drilled	
55-610120	1	40	240	640	12	4	1956
55-610121	2	50	300	649	12	4	1958
55-610122	3	50	200	605	12	6	1968
55-610123	5	50	300	620	14	4	1972
55-610125	7	100	470	475	16	6	1968
55-610126	8	60	350	645	12	6	1954
55-610127	9	15	65	618	8	3	1954
55-610128	10	15	40	630	10	3	1956
55-610129	11	60	300	696	12	4	1956
55-610130	12	60	200	805	16	4	1972
55-610131	13	75	230	867	16	6	1978
55-610132	14	75	450	600	16	6	1972
55-610133	15	50	300	700	16	4	1972
55-610134	16	50	300	501	12	4	1960
55-518083	18	250	1200	1000	16	10	1987
55-519004	19	125	700	1000	16	8	1987
55-560741	VV1	15	200	400	8	4	1997
55-560742	VV2	15	200	385	8	4	1997
55-610119	STUMP	5	25	250	6	2	1982
55-805652	ASH	5	40	80	8	2	1989
55-536074	RO # 1	1	15	160	8	1	1992
55-553209	WHORSE	7.5	25	608	12	4	1997
55-597128	RO # 2	1.5	20	305	6	2	2003
55-583389	RO # 3	5	25	500	8	1	2001
55-508962	NV16	5	30	215	6	2	1984
55-507217	NV15	5	40	205	6	2	1984
55-642087	NV 3	3	20	243	6	2	1958
55-624091	NV 9	3	12	287	6	1.5	1959
55-200-402	NV17	7.5	17	790	8	2.5	2004
55-203881		15	70	800	8	3	2004
55-641821	NV10	2	17	154	4	1	Unknown

* Arizona Department of Water Resources Identification Number

OTHER WATER SOURCES

Name or Description	Capacity (gpm)	Gallons Purchased or Obtained (in thousands)

BOOSTER PUMPS		FIRE HYDRANTS	
Horsepower	Quantity	Quantity Standard	Quantity Other
30	6	668	8
25	2		
20	18		
15	10		
10	0		
5	6		
2	6		

STORAGE TANKS		PRESSURE TANKS	
Capacity	Quantity	Capacity	Quantity
200,000	5	5,000	18
400,000	4	6,000	3
200,000	3	5,000	4
400,000	1		
200,000	1	5,000	6
35,000	1	2,000	1
100,000	4		
1,500,000	2		
200,000	1	5,000	1
17,000	1	1,000	5
7,000	1	5,000	1
100,000	1		
32,000	1	1,000	1
16,000	2	6,600	1
80,000	1	2,000	1
7,000	3	150	4
200,000	1	1,000	2
3,300	1	5,000	2
49,700	1		
17,500	2		
7,900	1		
10,000	1		
211,000	1		

Note: If you are filing for more than one system, please provide separate sheets for each system.

COMPANY NAME: Bella Vista Water Co., Inc.
Name of System ADEQ Public Water System Number (if applicable)

WATER USE DATA SHEET BY MONTH FOR CALENDAR YEAR 2008

MONTH/YEAR	NUMBER OF CUSTOMERS	GALLONS SOLD (Thousands)	GALLONS PUMPED (Thousands)	GALLONS PURCHASED (Thousands)
JANUARY	8,501	72,576,941	74,555,980	
FEBRUARY	8,501	66,598,493	72,835,610	
MARCH	8,507	68,662,948	92,780,670	
APRIL	8,450	84,334,357	98,555,980	
MAY	8,452	107,305,469	107,460,480	
JUNE	8,482	111,230,350	126,772,720	
JULY	8,490	108,343,628	96,715,740	
AUGUST	8,500	92,945,798	92,887,369	
SEPTEMBER	8,512	88,801,164	91,538,164	
OCTOBER	8,512	81,531,707	95,095,266	
NOVEMBER	8,536	89,921,877	82,534,257	
DECEMBER	8,541	70,289,906	76,355,490	
TOTALS →		1,042,542,638	1,108,087,726	

What is the level of arsenic for each well on your system? See next page _____ mg/l
(If more than one well, please list each separately.)

If system has fire hydrants, what is the fire flow requirement? _____ GPM for _____ hrs

If system has chlorination treatment, does this treatment system chlorinate continuously?
 Yes No

Is the Water Utility located in an ADWR Active Management Area (AMA)?
 Yes No

Does the Company have an ADWR Gallons Per Capita Per Day (GPCPD) requirement?
 Yes No

If yes, provide the GPCPD amount: _____

Note: If you are filing for more than one system, please provide separate data sheets for each system.

BELLA VISTA WATER CO., INC.
Arsenic results on all systems

System Name	POE #	Last Sampleing Date	Results
Ash Well	1	1/20/2004	<0.001
Stump Well	2	1/20/2004	0.0019
Wildhorse	3	1/20/2004	<0.001
NVW Well #10	4	1/20/2004	<0.001
NVW Well #9	5	1/20/2004	<0.001
NVW Well #3	6	1/20/2004	<0.001
NVW Well #15/16	7	1/20/2004	<0.001
Rail Oaks # 1/2	8	1/20/2004	<0.001
RO #3 (Vista Grande)	9	1/20/2004	<0.001
BVW Well #1	1	4/10/2001	<0.0050
BVW Well #2	2	4/10/2001	<0.0050
BVW Well #3	3	4/10/2001	<0.0050
BVW Well #5	5	4/10/2001	<0.0050
BVW Well #7	7	4/10/2001	<0.0050
BVW Well #8	8	4/10/2001	<0.0050
BVW Well #9/10	9	4/10/2001	<0.0050
BVW Well #11	11	6/22/2004	<0.0050
BVW Well #12/13	12	6/22/2004	<0.0050
BVW Well #14	14	4/10/2001	<0.0050
BVW Well #15	15	4/10/2001	<0.0050
BVW Well #16	16	4/10/2001	<0.0050
BVW Well #18	18	6/22/2004	<0.0050
BVW Well #19	19	4/10/2001	<0.0050
Vista View Wells # 1/2	20	6/22/2004	<0.0050

MCL for Arsenic: 0.050mg/l

Tested every three years unless they have vaivers

COMPANY NAME Bella Vista Water Co., Inc. YEAR ENDING 12/31/2008

PROPERTY TAXES

Amount of actual property taxes paid during Calendar Year 2008 was: \$ 189,659

Attach to this annual report proof (e.g. property tax bills stamped "paid in full" or copies of cancelled checks for property tax payments) of any and all property taxes paid during the calendar year.

If no property taxes paid, explain why. _____

**VERIFICATION
AND
SWORN STATEMENT
Taxes**

RECEIVED
APR 17 2009

VERIFICATION

STATE OF Arizona
I, THE UNDERSIGNED
OF THE

COUNTY OF (COUNTY NAME) Cochise
NAME (OWNER OR OFFICIAL) TITLE Greg Sorensen, Vice President
COMPANY NAME Bella Vista Water Co., Inc.

DO SAY THAT THIS ANNUAL UTILITY PROPERTY TAX AND SALES TAX REPORT TO THE ARIZONA CORPORATION COMMISSION

FOR THE YEAR ENDING

MONTH	DAY	YEAR
12	31	2008

HAS BEEN PREPARED UNDER MY DIRECTION, FROM THE ORIGINAL BOOKS, PAPERS AND RECORDS OF SAID UTILITY; THAT I HAVE CAREFULLY EXAMINED THE SAME, AND DECLARE THE SAME TO BE A COMPLETE AND CORRECT STATEMENT OF BUSINESS AND AFFAIRS OF SAID UTILITY FOR THE PERIOD COVERED BY THIS REPORT IN RESPECT TO EACH AND EVERY MATTER AND THING SET FORTH, TO THE BEST OF MY KNOWLEDGE, INFORMATION AND BELIEF.

SWORN STATEMENT

I HEREBY ATTEST THAT ALL PROPERTY TAXES FOR SAID COMPANY ARE CURRENT AND PAID IN FULL.

I HEREBY ATTEST THAT ALL SALES TAXES FOR SAID COMPANY ARE CURRENT AND PAID IN FULL.


SIGNATURE OF OWNER OR OFFICIAL

623 298 3753
TELEPHONE NUMBER

SUBSCRIBED AND SWORN TO BEFORE ME

A NOTARY PUBLIC IN AND FOR THE COUNTY OF

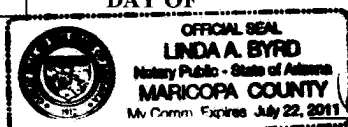
THIS

14th

DAY OF

COUNTY NAME Maricopa	
MONTH April	2009

(SEAL)




SIGNATURE OF NOTARY PUBLIC

MY COMMISSION EXPIRES July 22, 2011

**VERIFICATION
AND
SWORN STATEMENT
Intrastate Revenues Only**

RECEIVED
APR 17 2009
AZDOR COM
TOLSON

VERIFICATION

STATE OF Arizona

I, THE UNDERSIGNED

OF THE

COUNTY OF (COUNTY NAME) Cochise
NAME (OWNER OR OFFICIAL) TITLE Greg Sorensen, Vice President
COMPANY NAME Bella Vista Water Co., Inc.

DO SAY THAT THIS ANNUAL UTILITY REPORT TO THE ARIZONA CORPORATION COMMISSION

FOR THE YEAR ENDING

MONTH	DAY	YEAR
12	31	2008

HAS BEEN PREPARED UNDER MY DIRECTION, FROM THE ORIGINAL BOOKS, PAPERS AND RECORDS OF SAID UTILITY; THAT I HAVE CAREFULLY EXAMINED THE SAME, AND DECLARE THE SAME TO BE A COMPLETE AND CORRECT STATEMENT OF BUSINESS AND AFFAIRS OF SAID UTILITY FOR THE PERIOD COVERED BY THIS REPORT IN RESPECT TO EACH AND EVERY MATTER AND THING SET FORTH, TO THE BEST OF MY KNOWLEDGE, INFORMATION AND BELIEF.

SWORN STATEMENT

IN ACCORDANCE WITH THE REQUIREMENT OF TITLE 40, ARTICLE 8, SECTION 40-401, ARIZONA REVISED STATUTES, IT IS HEREIN REPORTED THAT THE GROSS OPERATING REVENUE OF SAID UTILITY DERIVED FROM ARIZONA INTRASTATE UTILITY OPERATIONS DURING CALENDAR YEAR 2008 WAS:

Arizona Intrastate Gross Operating Revenues Only (\$)
\$ <u>3,860,027</u>

**(THE AMOUNT IN BOX ABOVE
INCLUDES \$ 359,267
IN SALES TAXES BILLED, OR COLLECTED)**

****REVENUE REPORTED ON THIS PAGE MUST INCLUDE SALES TAXES BILLED OR COLLECTED. IF FOR ANY OTHER REASON, THE REVENUE REPORTED ABOVE DOES NOT AGREE WITH TOTAL OPERATING REVENUES ELSEWHERE REPORTED, ATTACH THOSE STATEMENTS THAT RECONCILE THE DIFFERENCE. (EXPLAIN IN DETAIL)**

Greg Sorensen

SIGNATURE OF OWNER OR OFFICIAL
623 298 3753


TELEPHONE NUMBER

SUBSCRIBED AND SWORN TO BEFORE ME

A NOTARY PUBLIC IN AND FOR THE COUNTY OF

THIS 14th **DAY OF**

COUNTY NAME Maricopa	
MONTH April	2009



Linda A. Byrd

SIGNATURE OF NOTARY PUBLIC

MY COMMISSION EXPIRES July 22, 2011

**VERIFICATION
AND
SWORN STATEMENT
RESIDENTIAL REVENUE
Intrastate Revenues Only**

RECEIVED

APR 17 2009

CORP COMM
Director Utilities

VERIFICATION

STATE OF ARIZONA

I, THE UNDERSIGNED

OF THE

COUNTY OF (COUNTY NAME) Cochise	
NAME (OWNER OR OFFICIAL) Greg Sorensen	TITLE Vice President
COMPANY NAME Bella Vista Water Co., Inc.	

DO SAY THAT THIS ANNUAL UTILITY REPORT TO THE ARIZONA CORPORATION COMMISSION

FOR THE YEAR ENDING

MONTH	DAY	YEAR
12	31	2008

HAS BEEN PREPARED UNDER MY DIRECTION, FROM THE ORIGINAL BOOKS, PAPERS AND RECORDS OF SAID UTILITY; THAT I HAVE CAREFULLY EXAMINED THE SAME, AND DECLARE THE SAME TO BE A COMPLETE AND CORRECT STATEMENT OF BUSINESS AND AFFAIRS OF SAID UTILITY FOR THE PERIOD COVERED BY THIS REPORT IN RESPECT TO EACH AND EVERY MATTER AND THING SET FORTH, TO THE BEST OF MY KNOWLEDGE, INFORMATION AND BELIEF.

SWORN STATEMENT

IN ACCORDANCE WITH THE REQUIREMENTS OF TITLE 40, ARTICLE 8, SECTION 40-401.01, ARIZONA REVISED STATUTES, IT IS HEREIN REPORTED THAT THE GROSS OPERATING REVENUE OF SAID UTILITY DERIVED FROM ARIZONA INTRASTATE UTILITY OPERATIONS RECEIVED FROM RESIDENTIAL CUSTOMERS DURING CALENDAR YEAR 2008 WAS:

ARIZONA INTRASTATE GROSS OPERATING REVENUES
\$ <u>2,444,515</u>

THE AMOUNT IN BOX AT LEFT
INCLUDES \$ 208,147
IN SALES TAXES BILLED, OR COLLECTED)

*RESIDENTIAL REVENUE REPORTED ON THIS PAGE
MUST INCLUDE SALES TAXES BILLED.

Greg Sorensen
SIGNATURE OF OWNER OR OFFICIAL

623 298 3753
TELEPHONE NUMBER

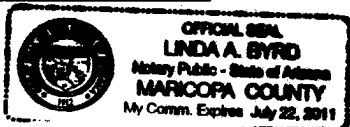
SUBSCRIBED AND SWORN TO BEFORE ME

A NOTARY PUBLIC IN AND FOR THE COUNTY OF

THIS 14th DAY OF

NOTARY PUBLIC NAME <i>Linda A Byrd</i>	
COUNTY NAME <i>Maricopa</i>	
MONTH <i>April</i>	.20 <i>09</i>

(SEAL)



MY COMMISSION EXPIRES

X *Linda A Byrd*
SIGNATURE OF NOTARY PUBLIC

July 22, 2011