

ARIZONA CORPORATION COMMISSION
UTILITIES DIVISION

ANNUAL REPORT MAILING LABEL – MAKE CHANGES AS NECESSARY

B

W-01275A
Berneil Water Company
PO Box 219
Tempe, AZ 85280-0219

RECEIVED
APR 13 2009
DIRECTOR UTILITIES

ANNUAL REPORT
WATER

FOR YEAR ENDING

12	31	2008
----	----	------

FOR COMMISSION USE

ANN 04	08
--------	----

PROCESSED BY:

4-13-09

SCANNED

COMPANY INFORMATION

Company Name (Business Name) Berneil Water Company

Mailing Address PO Box 219
(Street)

Tempe AZ 85280
(City) (State) (Zip)

480-966-5804 480-967-7857
Telephone No. (Include Area Code) Fax No. (Include Area Code) Cell No. (Include Area Code)

Email Address azwwquestoffice.net

Local Office Mailing Address PO Box 219
(Street)

Tempe AZ 85280
(City) (State) (Zip)

480-966-5804 480-967-7857 —
Local Office Telephone No. (Include Area Code) Fax No. (Include Area Code) Cell No. (Include Area Code)

Email Address _____

MANAGEMENT INFORMATION

Management Contact: None
(Name) (Title)

(Street) (City) (State) (Zip)

Telephone No. (Include Area Code) Fax No. (Include Area Code) Cell No. (Include Area Code)

Email Address _____

On Site Manager: Don Ross
(Name)

PO Box 219 Tempe AZ 85280
(Street) (City) (State) (Zip)

~~480~~ 928-713-1959 480-967-7857 —
Telephone No. (Include Area Code) Fax No. (Include Area Code) Cell No. (Include Area Code)

Email Address azwwquestoffice.net

Statutory Agent: Neil Folkman

(Name)

2501 E. Palo Verde Phoenix AZ 85016

(Street)

(City)

(State)

(Zip)

480-966-5804

480-967-7857

Telephone No. (Include Area Code)

Fax No. (Include Area Code)

Cell No. (Include Area Code)

Attorney:

(Name)

(Street)

(City)

(State)

(Zip)

Telephone No. (Include Area Code)

Fax No. (Include Area Code)

Cell No. (Include Area Code)

Email Address

OWNERSHIP INFORMATION

Check the following box that applies to your company:

- | | |
|---|--|
| <input type="checkbox"/> Sole Proprietor (S) | <input checked="" type="checkbox"/> C Corporation (C) (Other than Association/Co-op) |
| <input type="checkbox"/> Partnership (P) | <input type="checkbox"/> Subchapter S Corporation (Z) |
| <input type="checkbox"/> Bankruptcy (B) | <input type="checkbox"/> Association/Co-op (A) |
| <input type="checkbox"/> Receivership (R) | <input type="checkbox"/> Limited Liability Company |
| <input type="checkbox"/> Other (Describe) <u> </u> | |

COUNTIES SERVED

Check the box below for the county/ies in which you are certificated to provide service:

- | | | |
|-------------------------------------|--|-----------------------------------|
| <input type="checkbox"/> APACHE | <input type="checkbox"/> COCHISE | <input type="checkbox"/> COCONINO |
| <input type="checkbox"/> GILA | <input type="checkbox"/> GRAHAM | <input type="checkbox"/> GREENLEE |
| <input type="checkbox"/> LA PAZ | <input checked="" type="checkbox"/> MARICOPA | <input type="checkbox"/> MOHAVE |
| <input type="checkbox"/> NAVAJO | <input type="checkbox"/> PIMA | <input type="checkbox"/> PINAL |
| <input type="checkbox"/> SANTA CRUZ | <input type="checkbox"/> YAVAPAI | <input type="checkbox"/> YUMA |
| <input type="checkbox"/> STATEWIDE | | |

COMPANY NAME

UTILITY PLANT IN SERVICE

Acct. No.	DESCRIPTION	Original Cost (OC)	Accumulated Depreciation (AD)	O.C.L.D. (OC less AD)
301	Organization			
302	Franchises			
303	Land and Land Rights	400	0	400
304	Structures and Improvements	35,532	25,077	10,455
307	Wells and Springs	238,518	232,068	6,450
311	Pumping Equipment	334,226	225,953	108,272
320	Water Treatment Equipment			
330	Distribution Reservoirs and Standpipes	225,447	217,197	8,250
331	Transmission and Distribution Mains	927,577	765,839	161,738
333	Services			
334	Meters and Meter Installations	183,961	71,737	112,224
335	Hydrants	61,429	25,346	36,082
336	Backflow Prevention Devices			
339	Other Plant and Misc. Equipment	15,059	15,059	
340	Office Furniture and Equipment	6,373	2,255	4,118
341	Transportation Equipment	32,148	9,644	22,504
343	Tools, Shop and Garage Equipment			
344	Laboratory Equipment			
345	Power Operated Equipment			
346	Communication Equipment			
347	Miscellaneous Equipment			
348	Other Tangible Plant			
	TOTALS	2,060,270	1,590,175	470,473

This amount goes on the Balance Sheet Acct. No. 108

COMPANY NAME

CALCULATION OF DEPRECIATION EXPENSE FOR CURRENT YEAR

Acct. No.	DESCRIPTION	Original Cost (1)	Depreciation Percentage (2)	Depreciation Expense (1x2)
301	Organization			
302	Franchises			
303	Land and Land Rights	400	0	0
304	Structures and Improvements	35,532	5	1,777
307	Wells and Springs	238,518	5	11,926
311	Pumping Equipment	334,225	5	16,711
320	Water Treatment Equipment			
330	Distribution Reservoirs and Standpipes	225,447	5	11,272
331	Transmission and Distribution Mains	927,557	5	46,378
333	Services			
334	Meters and Meter Installations	183,961	5	9,198
335	Hydrants	61,428	5	3,071
336	Backflow Prevention Devices			
339	Other Plant and Misc. Equipment	15,059	0	0
340	Office Furniture and Equipment	6,373	5	319
341	Transportation Equipment	32,148	5	1,607
343	Tools, Shop and Garage Equipment			
344	Laboratory Equipment			
345	Power Operated Equipment			
346	Communication Equipment			
347	Miscellaneous Equipment			
348	Other Tangible Plant			
	TOTALS	2,060,270	—	102,259

This amount goes on the Comparative Statement of Income and Expense
Acct. No. 403.

BALANCE SHEET

Acct No.	ASSETS	BALANCE AT BEGINNING OF YEAR	BALANCE AT END OF YEAR
	CURRENT AND ACCRUED ASSETS		
131	Cash	\$ 164,772	\$ 121,719
134	Working Funds		
135	Temporary Cash Investments	26,039	Ø
141	Customer Accounts Receivable		
146	Notes/Receivables from Associated Companies	Ø	73,281
151	Plant Material and Supplies		
162	Prepayments		
174	Miscellaneous Current and Accrued Assets		
	TOTAL CURRENT AND ACCRUED ASSETS	\$ 164,772	\$ 195,500
	FIXED ASSETS		
101	Utility Plant in Service	\$ 2,016,168	\$ 2,060,270
103	Property Held for Future Use		
105	Construction Work in Progress		
108	Accumulated Depreciation – Utility Plant	< 1,517,310 >	< 1,590,175 >
121	Non-Utility Property		
122	Accumulated Depreciation – Non Utility		
	TOTAL FIXED ASSETS	\$ 498,858	\$ 470,423
	TOTAL ASSETS	\$ 663,624	\$ 665,973

NOTE: The Assets on this page should be equal to **Total Liabilities and Capital** on the following page.

COMPANY NAME

BALANCE SHEET (CONTINUED)

Acct. No.		BALANCE AT BEGINNING OF YEAR	BALANCE AT END OF YEAR
	LIABILITIES		
	CURRENT LIABILITES		
231	Accounts Payable	\$	\$
232	Notes Payable (Current Portion)		
234	Notes/Accounts Payable to Associated Companies		
235	Customer Deposits		
236	Accrued Taxes		
237	Accrued Interest		
241	Miscellaneous Current and Accrued Liabilities		
	TOTAL CURRENT LIABILITIES	\$	\$
	LONG-TERM DEBT (Over 12 Months)		
224	Long-Term Notes and Bonds	\$ 57,541	\$ 54,130
	DEFERRED CREDITS		
251	Unamortized Premium on Debt	\$	\$
252	Advances in Aid of Construction		
255	Accumulated Deferred Investment Tax Credits		
271	Contributions in Aid of Construction	192,245	192,245
272	Less: Amortization of Contributions	(66,159)	(69,885)
281	Accumulated Deferred Income Tax		
	TOTAL DEFERRED CREDITS	\$ 126,086	\$ 122,360
	TOTAL LIABILITIES	\$ 183,627	\$ 176,490
	CAPITAL ACCOUNTS		
201	Common Stock Issued	\$ 25,000	\$ 25,000
211	Paid in Capital in Excess of Par Value		
215	Retained Earnings	454,997	464,483
218	Proprietary Capital (Sole Props and Partnerships)		
	TOTAL CAPITAL	\$ 479,997	\$ 489,483
	TOTAL LIABILITIES AND CAPITAL	\$ 663,624	\$ 665,973

COMPANY NAME

COMPARATIVE STATEMENT OF INCOME AND EXPENSE

Acct. No.	OPERATING REVENUES	PRIOR YEAR	CURRENT YEAR
461	Metered Water Revenue	\$ 717,480	\$ 721,193
460	Unmetered Water Revenue		
474	Other Water Revenues		7,650
	TOTAL REVENUES	\$ 717,480	\$ 728,843
	OPERATING EXPENSES		
601	Salaries and Wages	\$ 220,007	\$ 213,503
610	Purchased Water	74,365	95,782
615	Purchased Power	97,684	96,247
618	Chemicals		
620	Repairs and Maintenance	65,500	55,925
621	Office Supplies and Expense	8,536	13,434
630	Outside Services	24,547	29,123
635	Water Testing	2,497	7,273
641	Rents	50,938	59,667
650	Transportation Expenses	3,028	5,037
657	Insurance – General Liability	1,437	17,746
659	Insurance - Health and Life		
666	Regulatory Commission Expense – Rate Case		
675	Miscellaneous Expense		7,614
403	Depreciation Expense	102,795	102,259
408	Taxes Other Than Income	53,720	55,050
408.11	Property Taxes	20,111	17,922
409	Income Tax		
	TOTAL OPERATING EXPENSES	\$ 752,633	\$ 776,632
	OPERATING INCOME/(LOSS)	\$ <35,153>	\$ <47,789>
	OTHER INCOME/(EXPENSE)		
419	Interest and Dividend Income	\$ 1,810	\$ 1,849
421	Non-Utility Income		
426	Miscellaneous Non-Utility Expenses		
427	Interest Expense	3,926	3,452
	TOTAL OTHER INCOME/(EXPENSE)	\$ <2,116>	\$ <1,603>
	NET INCOME/(LOSS)	\$ <37,269>	\$ <49,392>

COMPANY NAME

SUPPLEMENTAL FINANCIAL DATA
Long-Term Debt

	LOAN #1	LOAN #2	LOAN #3	LOAN #4
Date Issued	1989			
Source of Loan	Town of Paradise Valley			
ACC Decision No.				
Reason for Loan	Water Main			
Dollar Amount Issued	\$ 86,137	\$	\$	\$
Amount Outstanding	\$ 54,130	\$	\$	\$
Date of Maturity	8-31-19			
Interest Rate	6 %	%	%	%
Current Year Interest	\$ 3,452	\$	\$	\$
Current Year Principle	\$ 3,411	\$	\$	\$

Meter Deposit Balance at Test Year End

\$ ϕ

Meter Deposits Refunded During the Test Year

\$ ϕ

COMPANY NAME	
Name of System:	ADEQ Public Water System Number:

WATER COMPANY PLANT DESCRIPTION

WELLS

ADWR ID Number*	Pump Horsepower	Pump Yield (gpm)	Casing Depth (Feet)	Casing Diameter (Inches)	Meter Size (inches)	Year Drilled
55-609543	100	400	980	12	4	1955
55-627600	350	1400	1285	18	8	1969
55-551370	300	600	1186	14	6	1987

* Arizona Department of Water Resources Identification Number

OTHER WATER SOURCES

Name or Description	Capacity (gpm)	Gallons Purchased or Obtained (in thousands)
Purchase Camelback Golf Club	1800	243,997
Purchase City of Scottsdale	550	6,985

BOOSTER PUMPS		FIRE HYDRANTS	
Horsepower	Quantity	Quantity Standard	Quantity Other
40	3	94	
30	1		
20	1		

STORAGE TANKS		PRESSURE TANKS	
Capacity	Quantity	Capacity	Quantity
100,000	2	5000	3
135,000	1		

Note: If you are filing for more than one system, please provide separate sheets for each system.

COMPANY NAME	
Name of System:	ADEQ Public Water System Number:

WATER COMPANY PLANT DESCRIPTION (CONTINUED)

MAINS

Size (in inches)	Material	Length (in feet)
2		
3		
4	PVC	630
5		
6	PVC	54,100
8	PVC	4,150
10		
12		
4"	AC	3,650
6"	AC	28,290
6"	DI	6,280

CUSTOMER METERS

Size (in inches)	Quantity
5/8 X 3/4	
3/4	
1	464
1 1/2	21
2	40
Comp. 3	
Turbo 3	
Comp. 4	
Turbo 4	3
Comp. 6	
Turbo 6	2
Turbo 8	1

For the following three items, list the utility owned assets in each category for each system.

TREATMENT EQUIPMENT:

Gas Chlorinators

STRUCTURES: Block Fences

OTHER:

Note: If you are filing for more than one system, please provide separate sheets for each system.

COMPANY NAME:	
Name of System:	ADEQ Public Water System Number:

WATER USE DATA SHEET BY MONTH FOR CALENDAR YEAR 2008

MONTH	NUMBER OF CUSTOMERS	GALLONS SOLD (Thousands)	GALLONS PUMPED (Thousands)	GALLONS PURCHASED (Thousands)
JANUARY	530	23,117	11,935	12,286
FEBRUARY	532	15,794	8,997	8,206
MARCH	531	23,060	11,199	13,128
APRIL	532	34,501	16,229	21,968
MAY	532	39,733	15,657	22,428
JUNE	533	46,677	16,687	25,519
JULY	533	55,522	24,286	33,579
AUGUST	533	45,631	17,850	26,413
SEPTEMBER	533	46,922	16,900	23,085
OCTOBER	532	41,135	15,907	31,026
NOVEMBER	532	40,867	18,574	23,386
DECEMBER	531	18,262	8,252	9,965
TOTALS →		431,221		

What is the level of arsenic for each well on your system? .095 mg/l
(If more than one well, please list each separately.)

If system has fire hydrants, what is the fire flow requirement? 1000 GPM for 1 hrs

If system has chlorination treatment, does this treatment system chlorinate continuously?
 Yes () No

Is the Water Utility located in an ADWR Active Management Area (AMA)?
 Yes () No

Does the Company have an ADWR Gallons Per Capita Per Day (GPCPD) requirement?
 Yes () No

If yes, provide the GPCPD amount: 376

Note: If you are filing for more than one system, please provide separate data sheets for each system.

COMPANY NAME:	
Name of System:	ADEQ Public Water System Number:

UTILITY SHUTOFFS / DISCONNECTS

MONTH	Termination without Notice R14-2-410.B	Termination with Notice R14-2-410.C	OTHER
JANUARY	∅		
FEBRUARY	∅		
MARCH	∅		
APRIL	∅		
MAY	∅		
JUNE	∅		
JULY	∅		
AUGUST	∅		
SEPTEMBER	∅		
OCTOBER	∅		
NOVEMBER	∅		
DECEMBER	∅		
TOTALS →	∅	Approx 42	

OTHER (description): We do not keep this information. Will Begin
2009 Approx 3-4 per month.

RECEIVED
MARCH 15 2009
CORPORATION COMMISSION
Director Jimmie

**VERIFICATION
AND
SWORN STATEMENT
Taxes**

VERIFICATION

STATE OF Arizona
I, THE UNDERSIGNED
OF THE

<small>COUNTY OF (COUNTY NAME)</small>	<u>Maricopa</u>
<small>NAME (OWNER OR OFFICIAL) TITLE</small>	<u>Bradley Folkman, President</u>
<small>COMPANY NAME</small>	<u>Berneil Water Company</u>

DO SAY THAT THIS ANNUAL UTILITY PROPERTY TAX AND SALES TAX REPORT TO THE ARIZONA CORPORATION COMMISSION

FOR THE YEAR ENDING


<small>MONTH</small>	<small>DAY</small>	<small>YEAR</small>
12	31	2008

HAS BEEN PREPARED UNDER MY DIRECTION, FROM THE ORIGINAL BOOKS, PAPERS AND RECORDS OF SAID UTILITY; THAT I HAVE CAREFULLY EXAMINED THE SAME, AND DECLARE THE SAME TO BE A COMPLETE AND CORRECT STATEMENT OF BUSINESS AND AFFAIRS OF SAID UTILITY FOR THE PERIOD COVERED BY THIS REPORT IN RESPECT TO EACH AND EVERY MATTER AND THING SET FORTH, TO THE BEST OF MY KNOWLEDGE, INFORMATION AND BELIEF.

SWORN STATEMENT

I HEREBY ATTEST THAT ALL PROPERTY TAXES FOR SAID COMPANY ARE CURRENT AND PAID IN FULL.

I HEREBY ATTEST THAT ALL SALES TAXES FOR SAID COMPANY ARE CURRENT AND PAID IN FULL.



SIGNATURE OF OWNER OR OFFICIAL
480-966-5804


TELEPHONE NUMBER

SUBSCRIBED AND SWORN TO BEFORE ME

A NOTARY PUBLIC IN AND FOR THE COUNTY OF

THIS 30th DAY OF March 2009

<small>COUNTY NAME</small>	<u>Maricopa</u>
<small>MONTH</small>	<u>March</u> . <u>2009</u>



Robert T. Schaffer

SIGNATURE OF NOTARY PUBLIC

March 15, 2010

COMPANY NAME _____ YEAR ENDING 12/31/2008

INCOME TAXES

For this reporting period, provide the following:

Federal Taxable Income Reported _____ 0
Estimated or Actual Federal Tax Liability _____ 0

State Taxable Income Reported _____ 0
Estimated or Actual State Tax Liability _____ 0

Amount of Grossed-Up Contributions/Advances:

Amount of Contributions/Advances _____ 0
Amount of Gross-Up Tax Collected _____ 0
Total Grossed-Up Contributions/Advances _____ 0

Decision No. 55774 states, in part, that the utility will refund any excess gross-up funds collected at the close of the tax year when tax returns are completed. Pursuant to this Decision, if gross-up tax refunds are due to any Payer or if any gross-up tax refunds have already been made, attach the following information by Payer: name and amount of contribution/advance, the amount of gross-up tax collected, the amount of refund due to each Payer, and the date the Utility expects to make or has made the refund to the Payer.

CERTIFICATION

The undersigned hereby certifies that the Utility has refunded to Payers all gross-up tax refunds reported in the prior year's annual report. This certification is to be signed by the President or Chief Executive Officer, if a corporation; the managing general partner, if a partnership; the managing member, if a limited liability company or the sole proprietor, if a sole proprietorship.



SIGNATURE

3/30/09

DATE

Bradley Folkman

PRINTED NAME

President

TITLE

VERIFICATION
AND
SWORN STATEMENT
Intrastate Revenues Only

RECEIVED
MAY 14 2009

VERIFICATION

STATE OF Arizona

I, THE UNDERSIGNED

OF THE

COUNTY OF (COUNTY NAME)	<u>Maricopa</u>
NAME (OWNER OR OFFICIAL) TITLE	<u>Bradley Folkman, President</u>
COMPANY NAME	<u>Berneil Water Company</u>

Director of Utilities

DO SAY THAT THIS ANNUAL UTILITY REPORT TO THE ARIZONA CORPORATION COMMISSION

FOR THE YEAR ENDING

MONTH	DAY	YEAR
<u>12</u>	<u>31</u>	<u>2008</u>

HAS BEEN PREPARED UNDER MY DIRECTION, FROM THE ORIGINAL BOOKS, PAPERS AND RECORDS OF SAID UTILITY; THAT I HAVE CAREFULLY EXAMINED THE SAME, AND DECLARE THE SAME TO BE A COMPLETE AND CORRECT STATEMENT OF BUSINESS AND AFFAIRS OF SAID UTILITY FOR THE PERIOD COVERED BY THIS REPORT IN RESPECT TO EACH AND EVERY MATTER AND THING SET FORTH, TO THE BEST OF MY KNOWLEDGE, INFORMATION AND BELIEF.

SWORN STATEMENT

IN ACCORDANCE WITH THE REQUIREMENT OF TITLE 40, ARTICLE 8, SECTION 40-401, ARIZONA REVISED STATUTES, IT IS HEREIN REPORTED THAT THE GROSS OPERATING REVENUE OF SAID UTILITY DERIVED FROM ARIZONA INTRASTATE UTILITY OPERATIONS DURING CALENDAR YEAR 2008 WAS:

Arizona Intrastate Gross Operating Revenues Only (\$)
\$ <u>721,193</u>

(THE AMOUNT IN BOX ABOVE INCLUDES \$ 55,050 IN SALES TAXES BILLED, OR COLLECTED)

**REVENUE REPORTED ON THIS PAGE MUST INCLUDE SALES TAXES BILLED OR COLLECTED. IF FOR ANY OTHER REASON, THE REVENUE REPORTED ABOVE DOES NOT AGREE WITH TOTAL OPERATING REVENUES ELSEWHERE REPORTED, ATTACH THOSE STATEMENTS THAT RECONCILE THE DIFFERENCE. (EXPLAIN IN DETAIL)

[Signature]
SIGNATURE OF OWNER OR OFFICIAL
480-966-5804
TELEPHONE NUMBER

SUBSCRIBED AND SWORN TO BEFORE ME

A NOTARY PUBLIC IN AND FOR THE COUNTY OF

THIS 30th DAY OF


COUNTY NAME	<u>Maricopa</u>	
MONTH	<u>March</u>	<u>2009</u>

(SEAL)

MY COMMISSION EXPIRES

March 15, 2010

Robert T. Schaffer
SIGNATURE OF NOTARY PUBLIC



**VERIFICATION
AND
SWORN STATEMENT
RESIDENTIAL REVENUE
Intrastate Revenues Only**

RECEIVED
MAY 03 2009
AZ CORP COMM
Director Utilities

VERIFICATION

STATE OF ARIZONA

I, THE UNDERSIGNED

OF THE

COUNTY OF (COUNTY NAME) <u>Maricopa</u>	
NAME (OWNER OR OFFICIAL) <u>Bradley Folkman</u>	TITLE <u>President</u>
COMPANY NAME <u>Berneil Water Company</u>	

DO SAY THAT THIS ANNUAL UTILITY REPORT TO THE ARIZONA CORPORATION COMMISSION

FOR THE YEAR ENDING

MONTH	DAY	YEAR
12	31	2008

HAS BEEN PREPARED UNDER MY DIRECTION, FROM THE ORIGINAL BOOKS, PAPERS AND RECORDS OF SAID UTILITY; THAT I HAVE CAREFULLY EXAMINED THE SAME, AND DECLARE THE SAME TO BE A COMPLETE AND CORRECT STATEMENT OF BUSINESS AND AFFAIRS OF SAID UTILITY FOR THE PERIOD COVERED BY THIS REPORT IN RESPECT TO EACH AND EVERY MATTER AND THING SET FORTH, TO THE BEST OF MY KNOWLEDGE, INFORMATION AND BELIEF.

SWORN STATEMENT

IN ACCORDANCE WITH THE REQUIREMENTS OF TITLE 40, ARTICLE 8, SECTION 40-401.01, ARIZONA REVISED STATUTES, IT IS HEREIN REPORTED THAT THE GROSS OPERATING REVENUE OF SAID UTILITY DERIVED FROM ARIZONA INTRASTATE UTILITY OPERATIONS RECEIVED FROM RESIDENTIAL CUSTOMERS DURING CALENDAR YEAR 2008 WAS:

ARIZONA INTRASTATE GROSS OPERATING REVENUES <u>\$721,193</u>

THE AMOUNT IN BOX AT LEFT INCLUDES \$ 55,050 IN SALES TAXES BILLED, OR COLLECTED)

*RESIDENTIAL REVENUE REPORTED ON THIS PAGE MUST INCLUDE SALES TAXES BILLED.

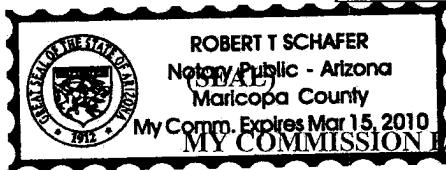
[Signature]
SIGNATURE OF OWNER OR OFFICIAL
480-966-5804
TELEPHONE NUMBER

SUBSCRIBED AND SWORN TO BEFORE ME

A NOTARY PUBLIC IN AND FOR THE COUNTY OF

THIS 30th DAY OF

NOTARY PUBLIC NAME <u>ROBERT T. SCHAFFER</u>	
COUNTY NAME <u>Maricopa</u>	
MONTH <u>March</u>	YEAR <u>2009</u>



MY COMMISSION EXPIRES March 15, 2010 X [Signature]
SIGNATURE OF NOTARY PUBLIC