

**ARIZONA CORPORATION COMMISSION**  
**UTILITIES DIVISION**

**ANNUAL REPORT MAILING LABEL – MAKE CHANGES AS NECESSARY**

|   |   |
|---|---|
| W-01419A<br>Camp Verde Water System<br>PO Box 340<br>Camp Verde, AZ 86322 | C |
|---|---|

**ANNUAL REPORT**  
**WATER**

**FOR YEAR ENDING**

|    |    |      |
|----|----|------|
| 12 | 31 | 2008 |
|----|----|------|

FOR COMMISSION USE

|        |    |
|--------|----|
| ANN 04 | 08 |
|--------|----|

PROCESSED BY:

4-21-09

SCANNED

## COMPANY INFORMATION

|  |                             |                              |
|--|-----------------------------|------------------------------|
| <b>Company Name (Business Name)</b> <u>Camp Verde Water System, Inc.</u> |                             |                              |
| Mailing Address <u>PO Box 340 / 499 S 6th Street</u>                     |                             |                              |
| (Street)   |                             |                              |
| <u>Camp Verde, AZ</u>  | <u>86322</u>                |                              |
| (City)   | (State)                     | (Zip)                        |
| <u>928-567-5281</u>  | <u>928-567-5283</u>         |                              |
| Telephone No. (Include Area Code)  | Fax No. (Include Area Code) | Cell No. (Include Area Code) |
| Email Address <u>cvwsinc@yahoo.com</u>                                   |                             |                              |
| <b>Local Office Mailing Address</b> _____                                |                             |                              |
| (Street)   |                             |                              |
| _____  | _____                       | _____                        |
| (City)   | (State)                     | (Zip)                        |
| _____  | _____                       | _____                        |
| Local Office Telephone No. (Include Area Code)                           | Fax No. (Include Area Code) | Cell No. (Include Area Code) |
| Email Address _____  |                             |                              |

## MANAGEMENT INFORMATION

|   |                             |                              |              |
|---|-----------------------------|------------------------------|--------------|
| <b>Management Contact:</b> <u>Stanley Bullard</u> |                             | <u>Vice President</u>        |              |
| (Name)  |                             | (Title)                      |              |
| <u>499 S 6th Street</u>                           | <u>Camp Verde</u>           | <u>AZ</u>                    | <u>86322</u> |
| (Street)  | (City)                      | (State)                      | (Zip)        |
| <u>928-567-5281</u>                               | <u>928-567-5283</u>         |                              |              |
| Telephone No. (Include Area Code)                 | Fax No. (Include Area Code) | Cell No. (Include Area Code) |              |
| Email Address <u>cvwsinc@yahoo.com</u>            |                             |                              |              |
| <b>On Site Manager:</b> <u>Stanley Bullard</u>    |                             |                              |              |
| (Name)  |                             |                              |              |
| <u>PO Box 340</u>                                 | <u>Camp Verde</u>           | <u>AZ</u>                    | <u>86322</u> |
| (Street)  | (City)                      | (State)                      | (Zip)        |
| <u>928-567-5281</u>                               | <u>928-567-5283</u>         |                              |              |
| Telephone No. (Include Area Code)                 | Fax No. (Include Area Code) | Cell No. (Include Area Code) |              |
| Email Address <u>cvwsinc@yahoo.com</u>            |                             |                              |              |

**Statutory Agent:** James B Bullard

(Name)

PO Box 340 / 499 S 6th Street

Camp Verde

AZ

86322

(Street)

(City)

(State)

(Zip)

928-567-5281

928-567-5283

Telephone No. (Include Area Code)

Fax No. (Include Area Code)

Cell No. (Include Area Code)

**Attorney:** Karen E Nally

(Name)

3420 E Shea Blvd Suite 200

Phoenix

AZ

86322

(Street)

(City)

(State)

(Zip)

928-567-5281

928-567-5283

Telephone No. (Include Area Code)

Fax No. (Include Area Code)

Cell No. (Include Area Code)

**Email Address** cvwsinc@yahoo.com

### OWNERSHIP INFORMATION

Check the following box that applies to your company:

- |   |   |
|---|---|
| <input type="checkbox"/> Sole Proprietor (S)    | <input type="checkbox"/> C Corporation (C) (Other than Association/Co-op) |
| <input type="checkbox"/> Partnership (P)        | <input checked="" type="checkbox"/> Subchapter S Corporation (Z)          |
| <input type="checkbox"/> Bankruptcy (B)         | <input type="checkbox"/> Association/Co-op (A)                            |
| <input type="checkbox"/> Receivership (R)       | <input type="checkbox"/> Limited Liability Company                        |
| <input type="checkbox"/> Other (Describe) _____ |   |

### COUNTIES SERVED

Check the box below for the county/ies in which you are certificated to provide service:

- |                                     |   |                                   |
|-------------------------------------|---|-----------------------------------|
| <input type="checkbox"/> APACHE     | <input type="checkbox"/> COCHISE            | <input type="checkbox"/> COCONINO |
| <input type="checkbox"/> GILA       | <input type="checkbox"/> GRAHAM             | <input type="checkbox"/> GREENLEE |
| <input type="checkbox"/> LA PAZ     | <input type="checkbox"/> MARICOPA           | <input type="checkbox"/> MOHAVE   |
| <input type="checkbox"/> NAVAJO     | <input type="checkbox"/> PIMA               | <input type="checkbox"/> PINAL    |
| <input type="checkbox"/> SANTA CRUZ | <input checked="" type="checkbox"/> YAVAPAI | <input type="checkbox"/> YUMA     |
| <input type="checkbox"/> STATEWIDE  |   |                                   |

**COMPANY NAME** Camp Verde Water System, Inc

**UTILITY PLANT IN SERVICE**

| <b>Acct. No.</b> | <b>DESCRIPTION</b>                     | <b>Original Cost (OC)</b> | <b>Accumulated Depreciation (AD)</b> | <b>O.C.L.D. (OC less AD)</b> |
|------------------|--|---------------------------|--------------------------------------|------------------------------|
| 301              | Organization                           |                           |                                      |                              |
| 302              | Franchises                             |                           |                                      |                              |
| 303              | Land and Land Rights                   | 103704                    | 0                                    | 103714                       |
| 304              | Structures and Improvements            | 187863                    | 131527                               | 56336                        |
| 307              | Wells and Springs                      | 197356                    | 44748                                | 152608                       |
| 311              | Pumping Equipment                      | 235876                    | 113652                               | 122224                       |
| 320              | Water Treatment Equipment              | 72657                     | 26337                                | 46320                        |
| 330              | Distribution Reservoirs and Standpipes | 956413                    | 267371                               | 689042                       |
| 331              | Transmission and Distribution Mains    | 3872549                   | 1382644                              | 2489885                      |
| 333              | Services                               | 299674                    | 100493                               | 199181                       |
| 334              | Meters and Meter Installations         | 362486                    | 121950                               | 240536                       |
| 335              | Hydrants                               | 141708                    | 20462                                | 121246                       |
| 336              | Backflow Prevention Devices            |                           |                                      |                              |
| 339              | Other Plant and Misc. Equipment        | 172772                    | 45897                                | 126875                       |
| 340              | Office Furniture and Equipment         | 53027                     | 19612                                | 33415                        |
| 341              | Transportation Equipment               | 282033                    | 161860                               | 120173                       |
| 343              | Tools, Shop and Garage Equipment       | 129809                    | 27879                                | 101930                       |
| 344              | Laboratory Equipment                   |                           |                                      |                              |
| 345              | Power Operated Equipment               | 132752                    | 18028                                | 114724                       |
| 346              | Communication Equipment                | 30446                     | 29094                                | 1352                         |
| 347              | Miscellaneous Equipment                |                           |                                      |                              |
| 348              | Other Tangible Plant                   | 8715                      | 3696                                 | 5019                         |
|                  | <b>TOTALS</b>                          | <b>7239850</b>            | <b>2515270</b>                       | <b>4724580</b>               |

This amount goes on the Balance Sheet Acct. No. 108 

**CALCULATION OF DEPRECIATION EXPENSE FOR CURRENT YEAR**

| Acct. No. | DESCRIPTION                            | Original Cost (1) | Depreciation Percentage (2) | Depreciation Expense (1x2) |
|-----------|--|-------------------|-----------------------------|----------------------------|
| 301       | Organization                           |                   |                             |                            |
| 302       | Franchises                             |                   |                             |                            |
| 303       | Land and Land Rights                   | 103714            | 0                           | 0                          |
| 304       | Structures and Improvements            | 187863            | 2.5%                        | 4697                       |
| 307       | Wells and Springs                      | 197356            | 3.0%                        | 5921                       |
| 311       | Pumping Equipment                      | 235876            | 5.1%                        | 12030                      |
| 320       | Water Treatment Equipment              | 72657             | 4.3%                        | 3124                       |
| 330       | Distribution Reservoirs and Standpipes | 956413            | 1.8%                        | 17215                      |
| 331       | Transmission and Distribution Mains    | 3872549           | 2.2%                        | 85196                      |
| 333       | Services                               | 299674            | 3.0%                        | 8990                       |
| 334       | Meters and Meter Installations         | 362486            | 3.8%                        | 13774                      |
| 335       | Hydrants                               | 141708            | 1.9%                        | 2692                       |
| 336       | Backflow Prevention Devices            |                   |                             |                            |
| 339       | Other Plant and Misc. Equipment        | 172772            | 5.0%                        | 8639                       |
| 340       | Office Furniture and Equipment         | 53027             | 5.1%                        | 2704                       |
| 341       | Transportation Equipment               | 282033            | 20.0%                       | 56407                      |
| 343       | Tools, Shop and Garage Equipment       | 129809            | 5.0%                        | 6490                       |
| 344       | Laboratory Equipment                   |                   |                             |                            |
| 345       | Power Operated Equipment               | 132752            | 2.5%                        | 3319                       |
| 346       | Communication Equipment                | 30446             | 6.0%                        | 1827                       |
| 347       | Miscellaneous Equipment                |                   |                             |                            |
| 348       | Other Tangible Plant                   | 8715              | 5.0%                        | 436                        |
|           | <b>TOTALS</b>                          |                   |                             | 233461                     |

This amount goes on the Comparative Statement of Income and Expense \_\_\_\_\_  
 Acct. No. 403.

**COMPANY NAME**    CAMP VERDE WATER SYSTEM, INC

**BALANCE SHEET**

| <b>Acct No.</b> | <b>ASSETS</b>                               | <b>BALANCE AT BEGINNING OF YEAR</b> | <b>BALANCE AT END OF YEAR</b> |
|-----------------|---|-------------------------------------|-------------------------------|
|                 | <b>CURRENT AND ACCRUED ASSETS</b>           |                                     |                               |
| 131             | Cash  | \$ 455952                           | \$ 247299                     |
| 134             | Working Funds                               |                                     |                               |
| 135             | Temporary Cash Investments                  |                                     |                               |
| 141             | Customer Accounts Receivable                | 87409                               | 100512                        |
| 146             | Notes/Receivables from Associated Companies |                                     |                               |
| 151             | Plant Material and Supplies                 | 23137                               | 38825                         |
| 162             | Prepayments                                 | 4441                                | 8652                          |
| 174             | Miscellaneous Current and Accrued Assets    | 191869                              | 192649                        |
|                 | <b>TOTAL CURRENT AND ACCRUED ASSETS</b>     | <b>\$ 762808</b>                    | <b>\$ 587937</b>              |
|                 | <b>FIXED ASSETS</b>                         |                                     |                               |
| 101             | Utility Plant in Service                    | \$ 7037655                          | \$ 7239850                    |
| 103             | Property Held for Future Use                |                                     |                               |
| 105             | Construction Work in Progress               |                                     |                               |
| 108             | Accumulated Depreciation – Utility Plant    | (2284564)                           | (2515270)                     |
| 121             | Non-Utility Property                        |                                     |                               |
| 122             | Accumulated Depreciation – Non Utility      |                                     |                               |
|                 | <b>TOTAL FIXED ASSETS</b>                   | <b>\$ 4753091</b>                   | <b>\$ 4724580</b>             |
|                 | <b>TOTAL ASSETS</b>                         | <b>\$ 5515899</b>                   | <b>\$ 5312517</b>             |

**NOTE:** The Assets on this page should be equal to **Total Liabilities and Capital** on the following page.

**BALANCE SHEET (CONTINUED)**

| Acct. No. |   | BALANCE AT BEGINNING OF YEAR | BALANCE AT END OF YEAR |
|-----------|---|------------------------------|------------------------|
|           | <b>LIABILITIES</b>                                |                              |                        |
|           | <b>CURRENT LIABILITES</b>                         |                              |                        |
| 231       | Accounts Payable                                  | \$ 108836                    | \$ 13282               |
| 232       | Notes Payable (Current Portion)                   | 71172                        | 74781                  |
| 234       | Notes/Accounts Payable to Associated Companies    |                              |                        |
| 235       | Customer Deposits                                 | 49892                        | 53385                  |
| 236       | Accrued Taxes                                     |                              |                        |
| 237       | Accrued Interest                                  |                              |                        |
| 241       | Miscellaneous Current and Accrued Liabilities     | 32886                        | 33308                  |
|           | <b>TOTAL CURRENT LIABILITIES</b>                  | \$ 262786                    | \$ 174754              |
|           |   |                              |                        |
|           | <b>LONG-TERM DEBT (Over 12 Months)</b>            |                              |                        |
| 224       | Long-Term Notes and Bonds                         | \$ 839330                    | \$ 765195              |
|           |   | 30517                        | 21080                  |
|           | <b>DEFERRED CREDITS</b>                           |                              |                        |
| 251       | Unamortized Premium on Debt                       | \$                           | \$                     |
| 252       | Advances in Aid of Construction                   | 1289794                      | 1255726                |
| 255       | Accumulated Deferred Investment Tax Credits       |                              |                        |
| 271       | Contributions in Aid of Construction              | 1544705                      | 1611143                |
| 272       | Less: Amortization of Contributions               | (399262)                     | (463410)               |
| 281       | Accumulated Deferred Income Tax                   |                              |                        |
|           | <b>TOTAL DEFERRED CREDITS</b>                     | \$ 2435237                   | \$ 2403459             |
|           |   |                              |                        |
|           | <b>TOTAL LIABILITIES</b>                          | \$ 3567870                   | \$ 3364488             |
|           |   |                              |                        |
|           | <b>CAPITAL ACCOUNTS</b>                           |                              |                        |
| 201       | Common Stock Issued                               | \$ 79052                     | \$ 79052               |
| 211       | Paid in Capital in Excess of Par Value            | 1246037                      | 1246037                |
| 215       | Retained Earnings                                 | 622940                       | 622940                 |
| 218       | Proprietary Capital (Sole Props and Partnerships) |                              |                        |
|           | <b>TOTAL CAPITAL</b>                              | \$ 1948029                   | \$ 1948029             |
|           |   |                              |                        |
|           | <b>TOTAL LIABILITIES AND CAPITAL</b>              | \$ 5515899                   | \$ 5312517             |

**COMPARATIVE STATEMENT OF INCOME AND EXPENSE**

| Acct. No. | OPERATING REVENUES                        | PRIOR YEAR | CURRENT YEAR |
|-----------|---|------------|--------------|
| 461       | Metered Water Revenue                     | \$ 1128361 | \$ 1101134   |
| 460       | Unmetered Water Revenue                   |            |              |
| 474       | Other Water Revenues                      | 85171      | 51248        |
|           | <b>TOTAL REVENUES</b>                     | \$ 1213532 | \$ 1152382   |
|           |   |            |              |
|           | <b>OPERATING EXPENSES</b>                 |            |              |
| 601       | Salaries and Wages                        | \$ 435408  | \$ 413257    |
| 610       | Purchased Water                           |            |              |
| 615       | Purchased Power                           | 47853      | 49645        |
| 618       | Chemicals                                 | 6227       | 181          |
| 620       | Repairs and Maintenance                   | 12968      | 29288        |
| 621       | Office Supplies and Expense               | 14221      | 5841         |
| 630       | Outside Services                          | 117189     | 89629        |
| 635       | Water Testing                             | 8039       | 6176         |
| 641       | Rents                                     | 12627      | 14103        |
| 650       | Transportation Expenses                   | 23799      | 47965        |
| 657       | Insurance – General Liability             | 23900      | 24867        |
| 659       | Insurance - Health and Life               | 28609      | 41436        |
| 666       | Regulatory Commission Expense – Rate Case |            |              |
| 675       | Miscellaneous Expense                     | (52173)    | (63874)      |
| 403       | Depreciation Expense                      | 228724     | 233461       |
| 408       | Taxes Other Than Income                   | 33994      | 31698        |
| 408.11    | Property Taxes                            | 47148      | 46357        |
| 409       | Income Tax                                |            |              |
|           | <b>TOTAL OPERATING EXPENSES</b>           | \$ 988533  | \$ 970030    |
|           |   |            |              |
|           | <b>OPERATING INCOME/(LOSS)</b>            | \$ 224999  | \$ 182352    |
|           |   |            |              |
|           | <b>OTHER INCOME/(EXPENSE)</b>             |            |              |
| 419       | Interest and Dividend Income              | \$ 11619   | \$ 4316      |
| 421       | Non-Utility Income                        | 2108       | 3892         |
| 426       | Miscellaneous Non-Utility Expenses        |            |              |
| 427       | Interest Expense                          | (56383)    | (55731)      |
|           | <b>TOTAL OTHER INCOME/(EXPENSE)</b>       | \$ (42656) | \$ (47523)   |
|           |   |            |              |
|           | <b>NET INCOME/(LOSS)</b>                  | \$ 182343  | \$ 134829    |

COMPANY NAME

**SUPPLEMENTAL FINANCIAL DATA**  
**Long-Term Debt**

|                        | <b>LOAN #1</b>    | <b>LOAN #2</b>        | <b>LOAN #3</b> | <b>LOAN #4</b> |
|------------------------|-------------------|-----------------------|----------------|----------------|
| Date Issued            | 1995              | 1998                  |                |                |
| Source of Loan         | Stockholder       | WIFA                  |                |                |
| ACC Decision No.       | 59318             | 60857                 |                |                |
| Reason for Loan        | Construct<br>Main | ADEQ Consent<br>Order |                |                |
| Dollar Amount Issued   | \$95000           | \$ 1335000            | \$             | \$             |
| Amount Outstanding     | \$ 21080          | \$ 765195             | \$             | \$             |
| Date of Maturity       | Demand            | 8/12/2018             |                |                |
| Interest Rate          | 9.5 %             | 5.525 %               | %              | %              |
| Current Year Interest  | \$ 1531           | \$ 45220              | \$             | \$             |
| Current Year Principle | \$ 10373          | \$ 68408              | \$             | \$             |

Meter Deposit Balance at Test Year End \$ 26948

Meter Deposits Refunded During the Test Year \$ 11447

|   |  |
|---|--|
| <b>COMPANY NAME</b> Camp Verde Water System, Inc. |  |
| <b>Name of System:</b> Camp Verde Water System    | <b>ADEQ Public Water System Number:</b> 13-015 |

**WATER COMPANY PLANT DESCRIPTION**

**WELLS**

| <b>ADWR ID Number*</b> | <b>Pump Horsepower</b> | <b>Pump Yield (gpm)</b> | <b>Casing Depth (Feet)</b> | <b>Casing Diameter (Inches)</b> | <b>Meter Size (inches)</b> | <b>Year Drilled</b> |
|------------------------|------------------------|-------------------------|----------------------------|---------------------------------|----------------------------|---------------------|
| 55-518092              | 10                     | 170                     | 208                        | 6                               | 3                          | 1987                |
| 55-519944              | 10                     | 130                     | 35                         | 8                               | 4                          | 1987                |
| 55-516753              | 10                     | 90                      | 169                        | 8                               | 2                          | 1987                |
| 55-605026              | 10                     | 120                     | 33                         | 12                              | 4                          | 1974                |
| 55605029               | 7.5                    | 75                      | 45                         | 8                               | 2                          | 1971                |
| See page two           |                        |                         |                            |                                 |                            |                     |

\* Arizona Department of Water Resources Identification Number

**OTHER WATER SOURCES**

| <b>Name or Description</b> | <b>Capacity (gpm)</b> | <b>Gallons Purchased or Obtained (in thousands)</b> |
|----------------------------|-----------------------|---|
|                            |                       |   |
|                            |                       |   |

| <b>BOOSTER PUMPS</b> |                 | <b>FIRE HYDRANTS</b>     |                       |
|----------------------|-----------------|--------------------------|-----------------------|
| <b>Horsepower</b>    | <b>Quantity</b> | <b>Quantity Standard</b> | <b>Quantity Other</b> |
| 7.5                  | 2               | 130                      | 7                     |
| 10 & 15              | 1 & 2           |                          |                       |
| 20                   | 1               |                          |                       |
| 30                   | 3               |                          |                       |

| <b>STORAGE TANKS</b> |                 | <b>PRESSURE TANKS</b> |                 |
|----------------------|-----------------|-----------------------|-----------------|
| <b>Capacity</b>      | <b>Quantity</b> | <b>Capacity</b>       | <b>Quantity</b> |
| 2,700,000            | 1               | 2000                  | 1               |
| 1,300,000            | 1               | 5000                  | 1               |
| 719,000              | 1               | 37,500                | 1               |

***Note: If you are filing for more than one system, please provide separate sheets for each system.***

**COMPANY NAME** Camp Verde Water System, Inc.

**Name of System:** Camp Verde Water System

**ADEQ Public Water System Number:** 13-015

**WATER COMPANY PLANT DESCRIPTION**

**WELLS**

| <b>ADWR ID Number*</b> | <b>Pump Horsepower</b> | <b>Pump Yield (gpm)</b> | <b>Casing Depth (Feet)</b> | <b>Casing Diameter (Inches)</b> | <b>Meter Size (inches)</b> | <b>Year Drilled</b> |
|------------------------|------------------------|-------------------------|----------------------------|---------------------------------|----------------------------|---------------------|
| 55-543661              | 7.5                    | 59                      | 34                         | 10                              | 4                          | 1994                |
| 55-534876              | 50                     | 315                     | 210                        | 8                               | 6                          | 1993                |
| 55-573009              | 100                    | 600                     | 563                        | 12                              | 6                          | 1999                |
| 55-210369              | 100                    | 600                     | 697                        | 14                              | 6                          | 2007                |
|                        |                        |                         |                            |                                 |                            |                     |
|                        |                        |                         |                            |                                 |                            |                     |

\* Arizona Department of Water Resources Identification Number

**OTHER WATER SOURCES**

| <b>Name or Description</b> | <b>Capacity (gpm)</b> | <b>Gallons Purchased or Obtained (in thousands)</b> |
|----------------------------|-----------------------|---|
|                            |                       |   |
|                            |                       |   |

**BOOSTER PUMPS**

**FIRE HYDRANTS**

**Horsepower**

**Quantity**

**Quantity Standard**

**Quantity Other**

**STORAGE TANKS**

**PRESSURE TANKS**

**Capacity**

**Quantity**

**Capacity**

**Quantity**

211,000

1

*Note: If you are filing for more than one system, please provide separate sheets for each system.*

|   |  |
|---|--|
| <b>COMPANY NAME</b> Camp Verde Water System, Inc. |  |
| <b>Name of System:</b> Camp Verde Water System    | <b>ADEQ Public Water System Number:</b> 13-072 |

**WATER COMPANY PLANT DESCRIPTION**

**WELLS**

| ADWR ID Number* | Pump Horsepower | Pump Yield (gpm) | Casing Depth (Feet) | Casing Diameter (Inches) | Meter Size (inches) | Year Drilled |
|-----------------|-----------------|------------------|---------------------|--------------------------|---------------------|--------------|
| 15-605031       | 3               | 60               | 52                  | 6                        | 2                   | 1961         |
|                 |                 |                  |                     |                          |                     |              |
|                 |                 |                  |                     |                          |                     |              |
|                 |                 |                  |                     |                          |                     |              |
|                 |                 |                  |                     |                          |                     |              |
|                 |                 |                  |                     |                          |                     |              |
|                 |                 |                  |                     |                          |                     |              |

\* Arizona Department of Water Resources Identification Number

**OTHER WATER SOURCES**

| Name or Description | Capacity (gpm) | Gallons Purchased or Obtained (in thousands) |
|---------------------|----------------|--|
|                     |                |  |
|                     |                |  |

| BOOSTER PUMPS |          | FIRE HYDRANTS     |                |
|---------------|----------|-------------------|----------------|
| Horsepower    | Quantity | Quantity Standard | Quantity Other |
| 5             | 2        |                   |                |
|               |          |                   |                |
|               |          |                   |                |
|               |          |                   |                |

| STORAGE TANKS |          | PRESSURE TANKS |          |
|---------------|----------|----------------|----------|
| Capacity      | Quantity | Capacity       | Quantity |
| 10,000        | 2        | 2000           | 1        |
|               |          |                |          |
|               |          |                |          |

*Note: If you are filing for more than one system, please provide separate sheets for each system.*



PLANT DESCRIPTION for 2008 added: RICK REED CHERRY RD, SALT MINE RD.  
 13-015 RANCH ACRES 10", MAYBELL LN

| 13-015         | MAINS | MATERIAL | LENGTH IN FEET | NEW PIPE | TOTAL |
|----------------|-------|----------|----------------|----------|-------|
| SIZE IN INCHES |       |          | 2007           | 2008     |       |
| 2              |       | GAL/PVC  | 13083          | 25       | 13108 |
| 3              |       | CI       | 1000           | 0        | 1000  |
| 4              |       | DIP      | 2660           | 0        | 2660  |
| 4              |       | PVC/ACP  | 31511          | 1420     | 32931 |
| 6              |       | DIP      | 10313          | 0        | 10313 |
| 6              |       | PVC/ACP  | 53656          | 0        | 53656 |
| 8              |       | DIP      | 28252          | 3800     | 32052 |
| 8              |       | PVC      | 19040          | 0        | 19040 |
| 10             |       | PVC      | 1845           | 0        | 1845  |
| 10             |       | DIP      | 0              | 80       | 80    |
| 12             |       | DIP      | 59378          | 0        | 59378 |
| 12             |       | PVC      | 3458           | 0        | 3458  |

| CUSTOMER METERS | 2007     | 2008 |
|-----------------|----------|------|
| 13-015          |          |      |
| SIZE IN INCHES  | QUANTITY | NEW  |
| 5/8X3/4         | 1265     | 1269 |
| 3/4"            | 5        | 5    |
| 1               | 42       | 44   |
| 1 1/2           | 19       | 19   |
| 2               | 27       | 27   |
| 3 COMP          | 5        | 5    |
| 3 TURBO         | 1        | 2    |
| 4 COMP          | 4        | 4    |
| 4 TURBO         | 0        | 0    |
| 6 COMP          | 3        | 3    |
| 6 TURBO         | 0        | 0    |
| FIRE LINE       | 16       | 18   |
| fire hydrants   | 141      | 1396 |
|                 |          | 141  |

| MAINS<br>13-072<br>SIZE IN INCHES | MATERIAL | LENGTH IN FEET | NEW PIPE<br>LOWER VRE, | TOTAL |
|-----------------------------------|----------|----------------|------------------------|-------|
|                                   |          | 2007           |                        | 2008  |
| 2                                 | GAL/PVC  | 4610           | 725                    | 5335  |
| 3                                 | CI       | 0              |                        | 0     |
| 4                                 | DIP      | 210            |                        | 210   |
| 4                                 | PVC/ACP  | 4080           |                        | 4080  |
| 6                                 | DIP      | 50             |                        | 50    |
| 6                                 | PVC/ACP  | 2440           | 6                      | 2446  |
| 8                                 | DIP      | 0              |                        | 0     |
| 8                                 | PVC      | 280            |                        | 280   |
| 10                                | PVC      | 0              |                        | 0     |
| 12                                | DIP      | 0              |                        | 0     |
| 12                                | PVC      | 0              |                        | 0     |
| 8                                 | ACP      | 400            |                        | 400   |

CUSTOMER METERS

2007

2008

13-072

| SIZE IN INCHES | QUANTITY | NEW |    |
|----------------|----------|-----|----|
| 5/8X3/4        | 46       | 0   | 46 |
| 3/4"           | 0        | 0   | 0  |
| 1              | 0        | 0   | 0  |
| 1 1/2          | 0        | 0   | 0  |
| 2              | 0        | 0   | 0  |
| 3 COMP         | 0        | 0   | 0  |
| 3 TURBO        | 0        | 0   | 0  |
| 4 COMP         | 0        | 0   | 0  |
| 4 TURBO        | 0        | 0   | 0  |
| 6 COMP         | 0        | 0   | 0  |
| 6 TURBO        | 0        | 0   | 0  |
| FIRE LINE      | 0        | 0   | 0  |
| fire hydrants  | 0        | 0   | 0  |



WATER USE DATA SHEET BY MONTH FOR CALENDAR YEAR 2008

| 13-015<br>MONTH | # OF CUST | IN THOUSANDS |          |          |
|-----------------|-----------|--------------|----------|----------|
|                 |           | GAL SOLD     | GAL PUMP | GAL PURI |
| JANUARY         | 1403      | 10959000     | 11219600 | 0        |
| FEBRUARY        | 1404      | 9362200      | 9766500  | 0        |
| MARCH           | 1394      | 10570600     | 10888100 | 0        |
| APRIL           | 1393      | 16699000     | 14094800 | 0        |
| MAY             | 1405      | 14120900     | 14785000 | 0        |
| JUNE            | 1397      | 14698500     | 15613600 | 0        |
| JULY            | 1393      | 13816700     | 14145400 | 0        |
| AUGUST          | 1398      | 12349900     | 13443900 | 0        |
| SEPTEMBER       | 1390      | 12974700     | 14627600 | 0        |
| OCTOBER         | 1393      | 12361100     | 13464200 | 0        |
| NOVEMBER        | 1387      | 11844000     | 12778500 | 0        |
| DECEMBER        | 1385      | 9445000      | 10094200 | 0        |

149,201,600

WATER USE DATA SHEET BY MONTH FOR CALENDAR YEAR 2008

| 13-072<br>MONTH | # OF CUST | IN THOUSANDS<br>GAL SOLD | GAL PUMP | GAL PURCHASED |
|-----------------|-----------|--------------------------|----------|---------------|
| JANUARY         | 49        | 206600                   | 266700   | 0             |
| FEBRUARY        | 48        | 175500                   | 191600   | 0             |
| MARCH           | 48        | 233300                   | 257500   | 0             |
| APRIL           | 49        | 242900                   | 316500   | 0             |
| MAY             | 48        | 240300                   | 327100   | 0             |
| JUNE            | 47        | 250600                   | 302300   | 0             |
| JULY            | 47        | 257600                   | 317300   | 0             |
| AUGUST          | 46        | 213300                   | 294500   | 0             |
| SEPTEMBER       | 45        | 220800                   | 310400   | 0             |
| OCTOBER         | 45        | 244500                   | 388400   | 0             |
| NOVEMBER        | 46        | 188600                   | 196000   | 0             |
| DECEMBER        | 46        | 149900                   | 183900   | 0             |

21623,900

|                        |   |
|------------------------|---|
| <b>COMPANY NAME:</b>   | CAMP VERDE WATER SYSTEM, INC            |
| <b>Name of System:</b> | <b>ADEQ Public Water System Number:</b> |

**UTILITY SHUTOFFS / DISCONNECTS**

| MONTH           |  | Termination without Notice<br>R14-2-410.B | Termination with Notice<br>R14-2-410.C | OTHER |
|-----------------|--|---|--|-------|
| JANUARY         |  | 30  |  |       |
| FEBRUARY        |  | 28  |  |       |
| MARCH           |  | 35  |  |       |
| APRIL           |  | 36  |  |       |
| MAY             |  | 40  |  |       |
| JUNE            |  | 45  |  |       |
| JULY            |  | 46  |  |       |
| AUGUST          |  | 42  |  |       |
| SEPTEMBER       |  | 40  |  |       |
| OCTOBER         |  | 39  |  |       |
| NOVEMBER        |  | 35  |  |       |
| DECEMBER        |  | 30  |  |       |
| <b>TOTALS →</b> |  | 446                                       |  |       |

OTHER (description):

---



---



---



---



---



---



---

COMPANY NAME \_\_\_\_\_ YEAR ENDING 12/31/2008

**PROPERTY TAXES**

Amount of actual property taxes paid during Calendar Year 2008 was: \$ 46357

Attach to this annual report proof (e.g. property tax bills stamped "paid in full" or copies of cancelled checks for property tax payments) of any and all property taxes paid during the calendar year.

If no property taxes paid, explain why. \_\_\_\_\_  
\_\_\_\_\_  
\_\_\_\_\_  
\_\_\_\_\_  
\_\_\_\_\_

RECEIVED  
APR 20 2009

**VERIFICATION  
AND  
SWORN STATEMENT  
Taxes**

**VERIFICATION**

STATE OF ARIZONA

I, THE UNDERSIGNED  
OF THE

|                                |                                 |
|--------------------------------|---------------------------------|
| COUNTY OF (COUNTY NAME)        | YAVAPAI                         |
| NAME (OWNER OR OFFICIAL) TITLE | STANLEY BULLARD, VICE PRESIDENT |
| COMPANY NAME                   | CAMP VERDE WATER SYSTEM, INC    |

**DO SAY THAT THIS ANNUAL UTILITY PROPERTY TAX AND SALES TAX REPORT TO THE ARIZONA CORPORATION COMMISSION**

FOR THE YEAR ENDING


|       |     |      |
|-------|-----|------|
| MONTH | DAY | YEAR |
| 12    | 31  | 2008 |

HAS BEEN PREPARED UNDER MY DIRECTION, FROM THE ORIGINAL BOOKS, PAPERS AND RECORDS OF SAID UTILITY; THAT I HAVE CAREFULLY EXAMINED THE SAME, AND DECLARE THE SAME TO BE A COMPLETE AND CORRECT STATEMENT OF BUSINESS AND AFFAIRS OF SAID UTILITY FOR THE PERIOD COVERED BY THIS REPORT IN RESPECT TO EACH AND EVERY MATTER AND THING SET FORTH, TO THE BEST OF MY KNOWLEDGE, INFORMATION AND BELIEF.

**SWORN STATEMENT**

I HEREBY ATTEST THAT ALL PROPERTY TAXES FOR SAID COMPANY ARE CURRENT AND PAID IN FULL.

I HEREBY ATTEST THAT ALL SALES TAXES FOR SAID COMPANY ARE CURRENT AND PAID IN FULL.



SIGNATURE OF OWNER OR OFFICIAL

928-567-5281

TELEPHONE NUMBER


SUBSCRIBED AND SWORN TO BEFORE ME


A NOTARY PUBLIC IN AND FOR THE COUNTY OF

THIS 15TH DAY OF

|             |         |              |
|-------------|---------|--------------|
| COUNTY NAME | YAVAPAI |              |
| MONTH       | APRIL   | 20 <u>09</u> |

(SEAL)





SIGNATURE OF NOTARY PUBLIC

COMPANY NAME CAMP VERDE WATER SYSTEM, INC

YEAR ENDING 12/31/2008

**INCOME TAXES**

For this reporting period, provide the following:

|  |          |
|--|----------|
| Federal Taxable Income Reported              | <u>0</u> |
| Estimated or Actual Federal Tax Liability    | <u>0</u> |
| State Taxable Income Reported                | <u>0</u> |
| Estimated or Actual State Tax Liability      | <u>0</u> |
| Amount of Grossed-Up Contributions/Advances: |          |
| Amount of Contributions/Advances             | <u>0</u> |
| Amount of Gross-Up Tax Collected             | <u>0</u> |
| Total Grossed-Up Contributions/Advances      | <u>0</u> |

Decision No. 55774 states, in part, that the utility will refund any excess gross-up funds collected at the close of the tax year when tax returns are completed. Pursuant to this Decision, if gross-up tax refunds are due to any Payer or if any gross-up tax refunds have already been made, attach the following information by Payer: name and amount of contribution/advance, the amount of gross-up tax collected, the amount of refund due to each Payer, and the date the Utility expects to make or has made the refund to the Payer.

**CERTIFICATION**

The undersigned hereby certifies that the Utility has refunded to Payers all gross-up tax refunds reported in the prior year's annual report. This certification is to be signed by the President or Chief Executive Officer, if a corporation; the managing general partner, if a partnership; the managing member, if a limited liability company or the sole proprietor, if a sole proprietorship.

  
SIGNATURE

4/15/2009  
DATE

STANLEY BULLARD  
PRINTED NAME

VICE PRESIDENT  
TITLE

**VERIFICATION  
AND  
SWORN STATEMENT  
Intrastate Revenues Only**

APR 2 5 2009  
NOTARY PUBLIC  
SUZY BURNSIDE

**VERIFICATION**

STATE OF ARIZONA  
I, THE UNDERSIGNED  
OF THE

|   |
|---|
| COUNTY OF (COUNTY NAME)<br>YAVAPAI                                |
| NAME (OWNER OR OFFICIAL) TITLE<br>STANLEY BULLARD, VICE PRESIDENT |
| COMPANY NAME<br>CAMP VERDE WATER SYSTEM, INC                      |

**DO SAY THAT THIS ANNUAL UTILITY REPORT TO THE ARIZONA CORPORATION COMMISSION**

**FOR THE YEAR ENDING**

|       |     |      |
|-------|-----|------|
| MONTH | DAY | YEAR |
| 12    | 31  | 2008 |

HAS BEEN PREPARED UNDER MY DIRECTION, FROM THE ORIGINAL BOOKS, PAPERS AND RECORDS OF SAID UTILITY; THAT I HAVE CAREFULLY EXAMINED THE SAME, AND DECLARE THE SAME TO BE A COMPLETE AND CORRECT STATEMENT OF BUSINESS AND AFFAIRS OF SAID UTILITY FOR THE PERIOD COVERED BY THIS REPORT IN RESPECT TO EACH AND EVERY MATTER AND THING SET FORTH, TO THE BEST OF MY KNOWLEDGE, INFORMATION AND BELIEF.


**SWORN STATEMENT**

IN ACCORDANCE WITH THE REQUIREMENT OF TITLE 40, ARTICLE 8, SECTION 40-401, ARIZONA REVISED STATUTES, IT IS HEREIN REPORTED THAT THE GROSS OPERATING REVENUE OF SAID UTILITY DERIVED FROM ARIZONA INTRASTATE UTILITY OPERATIONS DURING CALENDAR YEAR 2008 WAS:

|  |
|--|
| Arizona Intrastate Gross Operating Revenues Only (\$)<br><br>\$ <u>1276951</u> |
|--|

(THE AMOUNT IN BOX ABOVE  
INCLUDES \$ 113106  
IN SALES TAXES BILLED, OR COLLECTED)

**\*\*REVENUE REPORTED ON THIS PAGE MUST INCLUDE SALES TAXES BILLED OR COLLECTED. IF FOR ANY OTHER REASON, THE REVENUE REPORTED ABOVE DOES NOT AGREE WITH TOTAL OPERATING REVENUES ELSEWHERE REPORTED, ATTACH THOSE STATEMENTS THAT RECONCILE THE DIFFERENCE. (EXPLAIN IN DETAIL)**

  
\_\_\_\_\_  
SIGNATURE OF OWNER OR OFFICIAL  
928-567-5281  
\_\_\_\_\_  
TELEPHONE NUMBER

SUBSCRIBED AND SWORN TO BEFORE ME


A NOTARY PUBLIC IN AND FOR THE COUNTY OF


THIS 15TH DAY OF

|             |               |
|-------------|---------------|
| COUNTY NAME | YAVAPAI       |
| MONTH       | APRIL         |
|             | .20 <u>09</u> |

(SEAL)

MY COMMISSION



  
\_\_\_\_\_  
SIGNATURE OF NOTARY PUBLIC

**VERIFICATION  
AND  
SWORN STATEMENT  
RESIDENTIAL REVENUE  
Intrastate Revenues Only**

RECEIVED  
APR 20 2009  
NOTARY PUBLIC  
SUZY BURNSIDE

**VERIFICATION**

**STATE OF ARIZONA**

|   |                         |
|---|-------------------------|
| COUNTY OF (COUNTY NAME)    YAVAPAI          |                         |
| NAME (OWNER OR OFFICIAL)<br>STANLEY BULLARD | TITLE<br>VICE PRESIDENT |
| COMPANY NAME                                |                         |

**I, THE UNDERSIGNED  
OF THE**

**DO SAY THAT THIS ANNUAL UTILITY REPORT TO THE ARIZONA CORPORATION COMMISSION  
FOR THE YEAR ENDING**

|       |     |      |
|-------|-----|------|
| MONTH | DAY | YEAR |
| 12    | 31  | 2008 |

HAS BEEN PREPARED UNDER MY DIRECTION, FROM THE ORIGINAL BOOKS, PAPERS AND RECORDS OF SAID UTILITY; THAT I HAVE CAREFULLY EXAMINED THE SAME, AND DECLARE THE SAME TO BE A COMPLETE AND CORRECT STATEMENT OF BUSINESS AND AFFAIRS OF SAID UTILITY FOR THE PERIOD COVERED BY THIS REPORT IN RESPECT TO EACH AND EVERY MATTER AND THING SET FORTH, TO THE BEST OF MY KNOWLEDGE, INFORMATION AND BELIEF.

**SWORN STATEMENT**

IN ACCORDANCE WITH THE REQUIREMENTS OF TITLE 40, ARTICLE 8, SECTION 40-401.01, ARIZONA REVISED STATUTES, IT IS HEREIN REPORTED THAT THE GROSS OPERATING REVENUE OF SAID UTILITY DERIVED FROM ARIZONA INTRASTATE UTILITY OPERATIONS RECEIVED FROM RESIDENTIAL CUSTOMERS DURING CALENDAR YEAR 2008 WAS:

|   |
|---|
| ARIZONA INTRASTATE GROSS OPERATING REVENUES |
| \$ 713262.                                  |

THE AMOUNT IN BOX AT LEFT  
INCLUDES \$ 67863  
IN SALES TAXES BILLED, OR COLLECTED)

**\*RESIDENTIAL REVENUE REPORTED ON THIS PAGE  
MUST INCLUDE SALES TAXES BILLED.**

  
SIGNATURE OF OWNER OR OFFICIAL

928-567-5281


TELEPHONE NUMBER

**SUBSCRIBED AND SWORN TO BEFORE ME**

**A NOTARY PUBLIC IN AND FOR THE COUNTY OF**

**THIS    15TH    DAY OF**

|                        |        |
|------------------------|--------|
| NOTARY PUBLIC NAME     |        |
| COUNTY NAME    YAVAPAI |        |
| MONTH    APRIL         | .20 09 |



X   
SIGNATURE OF NOTARY PUBLIC

**CAMP VERDE WATER SYSTEM, INC.**  
**499 S. SIXTH STREET**  
**P.O. BOX 340**  
**CAMP VERDE AZ 86322**  
**(928) 567-5281**

April 15, 2009


Arizona Corporation Commission  
Compliance Section-Utilities Division  
1200 W Washington Street  
Phoenix, AZ 85007

Dear Sir or Madam:

On our system 13-072 we were showing a large loss most of the year. We replaced most of the lines in the subdivision without solving the loss problem. We then discovered that the foot valve in the pump had failed and when it shut off the source line would drain back into the well. We have installed a new foot valve and anticipate this will cure the problem.

We did not use any of the Off-Site Hook-Up fees this year.

Sincerely,

A handwritten signature in black ink, appearing to read "Stanley Bullard". The signature is fluid and cursive, with the first name "Stanley" written in a larger, more prominent script than the last name "Bullard".

Stanley Bullard  
Vice President  
Camp Verde Water System, Inc.