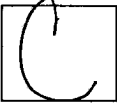


**ARIZONA CORPORATION COMMISSION**  
**UTILITIES DIVISION**

ANNUAL REPORT MAILING LABEL – MAKE CHANGES AS NECESSARY


<p><b>W-02304A</b> <b>Community Water Company of Green Valley</b> <b>1501 S. La Canada Dr.</b> <b>Green Valley, AZ 85622</b></p>
<p>RECEIVED APR 2 4 2009 Arizona Corporation Commission Utilities Division</p>

**ANNUAL REPORT**  
**WATER**

**FOR YEAR ENDING**

<b>12</b>	<b>31</b>	<b>2008</b>
-----------	-----------	-------------

FOR COMMISSION USE

4-17-09

## COMPANY INFORMATION

Company Name (Business Name) Community Water Company of Green Valley

Mailing Address 1501 S La Cañada  
(Street)

Green Valley  
(City)

Arizona  
(State)

85622-1600  
(Zip)

520-625-8409

520-625-1951

N/A

Telephone No. (Include Area Code)

Fax No. (Include Area Code)

Pager/Cell No. (Include Area Code)

Email Address info@communitywater.com

Local Office Mailing Address 1501 S La Cañada

Green Valley  
(City)

Arizona  
(State)

85622-1600  
(Zip)

520-625-8409

520-625-1951

N/A

Local Office Telephone No. (Include Area Code)

Fax No. (Include Area Code)

Pager/Cell No. (Include Area Code)

Email Address info@communitywater.com

## MANAGEMENT INFORMATION

Management Contact: Arturo R. Gabaldon  
(Name)

President  
(Title)

1501 S. La Cañada  
(Street)

Green Valley  
(City)

Arizona  
(State)

85622-1600  
(Zip)

520-625-8409

520-625-1951

N/A

Telephone No. (Include Area Code)

Fax No. (Include Area Code)

Pager/Cell No. (Include Area Code)

Email Address info@communitywater.com

On Site Manager: Arturo R. Gabaldon, President  
(Name)

1501 S. La Cañada  
(Street)

Green Valley  
(City)

Arizona  
(State)

85622-1600  
(Zip)

520-625-8409

520-625-1951

N/A

Telephone No. (Include Area Code)

Fax No. (Include Area Code)

Pager/Cell No. (Include Area Code)

Email Address info@communitywater.com

Please mark this box if the above address(es) have changed or are updated since the last filing.

Statutory Agent: William D. Baker

(Name)

10 N. 16th Street, Suite 320

(Street)

Phoenix

(City)

Arizona

(State)

85020

(Zip)

602-956-8878

Telephone No. (Include Area Code)

602-224-9663

Fax No. (Include Area Code)

N/A

Pager/Cell No. (Include Area Code)

Attorney: William D. Baker

(Name)

7310 N. 16th Street, Suite 320

(Street)

Phoenix

(City)

Arizona

(State)

85020

(Zip)

602-9568878

Telephone No. (Include Area Code)

602-224-9663

Fax No. (Include Area Code)

N/A

Pager/Cell No. (Include Area Code)

Please mark this box if the above address(es) have changed or are updated since the last filing.

### OWNERSHIP INFORMATION

Check the following box that applies to your company:

Sole Proprietor (S)

C Corporation (C) (Other than Association/Co-op)

Partnership (P)

Subchapter S Corporation (Z)

Bankruptcy (B)

Association/Co-op (A)

Receivership (R)

Limited Liability Company

Other (Describe) \_\_\_\_\_

### COUNTIES SERVED

Check the box below for the county/ies in which you are certificated to provide service:

APACHE

COCHISE

COCONINO

GILA

GRAHAM

GREENLEE

LA PAZ

MARICOPA

MOHAVE

NAVAJO

PIMA

PINAL

SANTA CRUZ

YAVAPAI

YUMA

STATEWIDE

COMPANY NAME

**UTILITY PLANT IN SERVICE**

<b>Acct. No.</b>	<b>DESCRIPTION</b>	<b>Original Cost (OC)</b>	<b>Accumulated Depreciation (AD)</b>	<b>O.C.L.D. (OC less AD)</b>
301	Organization			
302	Franchises			
303	Land and Land Rights			
304	Structures and Improvements			
307	Wells and Springs			
311	Pumping Equipment			
320	Water Treatment Equipment			
330	Distribution Reservoirs and Standpipes	REFER TO	EXHIBIT	A
331	Transmission and Distribution Mains			
333	Services			
334	Meters and Meter Installations			
335	Hydrants			
336	Backflow Prevention Devices			
339	Other Plant and Misc. Equipment			
340	Office Furniture and Equipment			
341	Transportation Equipment			
343	Tools, Shop and Garage Equipment			
344	Laboratory Equipment			
345	Power Operated Equipment			
346	Communication Equipment			
347	Miscellaneous Equipment			
348	Other Tangible Plant			
	<b>TOTALS</b>			

This amount goes on the Balance Sheet Acct. No. 108




Exhibit A

Community Water Co.  
Plant Account

D+E+F-G  
12/31/2007

ACCT	SUB	DESCRIPTION	COST		
			12/31/2008	ACC DEPR	OCID
101-01	-301	Organization	47,863.07	47,587.98	275.09
101-02	-302	Franchise	243.65	135.66	107.99
101-05	(310-03)	Other Source of Supply Land	102,576.16	0.00	102,576.16
101-09	-314	Wells	2,079,833.10	159,421.41	1,920,411.69
101-13	-320	Pumping Land	219.77	0.00	219.77
101-17	-321	Pumping Structure	24,652.11	2,029.92	22,622.19
101-21	-325	Pumping Equip Electr	3,462,336.29	727,567.69	2,734,768.60
101-25	-328	Pumping Equip Gas	122,125.94	41,290.13	80,835.82
101-27	-331	Water Treatment Struct	141,881.67	14,299.16	127,582.51
101-29	-332	Water Treatment Equip	4,361,750.92	241,570.88	4,120,180.04
101-33	-342	Tanks Reservoirs	1,064,731.79	401,946.20	662,785.59
101-37	-343	Mains	18,360,346.03	3,892,607.36	14,467,738.67
101-41	-344	Fire Sprinkler Taps	265,294.46	89,347.28	175,947.18
101-45	-345	Services	3,944,879.38	1,022,222.30	2,922,657.08
101-49	-346	Meters	741,538.77	154,961.45	586,577.32
101-53	-348	Hydrants	1,899,256.51	464,218.94	1,435,037.57
101-57	-389	Land- Warehouse Well #7	45,101.94	0.00	45,101.94
101-61	-390	#4 Warehouse & La Canada booster	22,975.68	12,137.27	10,838.41
101-65	(390-01)	Office Building	360,288.88	210,590.21	149,698.67
101-69	(390-02)	Warehouse Ward Lane	175,692.28	88,657.29	87,034.99
101-70	(390-03)	Land Purchase Office Building	22,567.00	0.00	22,567.00
101-73	-391	Office Furniture & Equip	151,124.75	26,509.10	124,615.65
101-77	(391-01)	Office Equip Burroughs	0.00	-7,500.81	7,500.81
101-87	-393	Stores Equipment	2,441.14	1,115.87	1,325.27
101-89	-394	Tools Etc.	103,381.56	10,355.43	93,026.13
101-91	-395	Laboratory Equipment	2,344.64	1,574.02	770.62
101-93	-396	Power Operated Equipment	75,405.83	8,773.32	66,632.51
101-97	-397	Communication Equipment	62,297.84	31,763.72	30,534.12
101-98	-398	Safety Equipment	738.46	193.66	544.80
101-81+	(391-02)	Office Equip Computer	296,066.46	245,158.34	50,908.12
101-95	(396-01)	Backhoe	37,939,958.08	7,888,533.75	30,051,424.33
101-85	-392	Vehicles	38,047,137.15	7,977,158.12	30,069,979.03
115-00		CWC(North) Plant Acq Adj	437,109.00	437,109.00	0.00
117-00		Plant Acquisition Adj (Deprec 118-00)	628,542.94	481,603.37	146,939.57
102-00		Property Held for Future Use	39,565,663.97	9,279,272.99	30,286,390.98

Plant Held For Future Use

	COST	ACC DEPR
12/31/2008	858,178.48	314,743.01

**COMPANY NAME**

**CALCULATION OF DEPRECIATION EXPENSE FOR CURRENT YEAR**

<b>Acct. No.</b>	<b>DESCRIPTION</b>	<b>Original Cost (1)</b>	<b>Depreciation Percentage (2)</b>	<b>Depreciation Expense (1x2)</b>
301	Organization			
302	Franchises			
303	Land and Land Rights			
304	Structures and Improvements			
307	Wells and Springs			
311	Pumping Equipment			
320	Water Treatment Equipment			
330	Distribution Reservoirs and Standpipes	REFER TO	EXHIBIT	B
331	Transmission and Distribution Mains			
333	Services			
334	Meters and Meter Installations			
335	Hydrants			
336	Backflow Prevention Devices			
339	Other Plant and Misc. Equipment			
340	Office Furniture and Equipment			
341	Transportation Equipment			
343	Tools, Shop and Garage Equipment			
344	Laboratory Equipment			
345	Power Operated Equipment			
346	Communication Equipment			
347	Miscellaneous Equipment			
348	Other Tangible Plant			
	<b>TOTALS</b>			

This amount goes on the Comparative Statement of Income and Expense \_\_\_\_\_  
 Acct. No. 403.

Exhibit B

Plant Account 12/31/2007

ACCT	SUB	DESCRIPTION	COST 12/31/2007	ADDITIONS (OTHER)	Additions PD Legal	RETIREMENTS	COST 12/31/2008	ACC Rates	ACC DEPR 12/31/2007	Depreciation Expense 2008
101-01	-301	Organization	47,863.07				47,863.07	0.00%	47,587.98	0.00
101-02	-302	Franchise	243.65				243.65	0.00%	135.66	0.00
101-05	(310-03)	Other Source of Supply Land	101,689.30	803.63	83.23		102,576.16	0.00%	0.00	0.00
101-09	-314	Wells	1,999,899.19	77,853.17	2,080.74		2,079,833.10	3.33%	91,528.51	67,892.90
101-13	-320	Pumping Land	219.77				219.77	0.00%	0.00	Land=N/A
101-17	-321	Pumping Structure	24,640.62		11.49		24,652.11	3.33%	1,209.38	820.53
101-21	-325	Pumping Equip Electr	3,459,933.09	47,835.79	4,567.41	-50,000.00	3,462,336.29	12.50%	345,211.31	432,356.37
101-25	-328	Pumping Equip Gas	122,125.94				122,125.94	12.50%	26,024.38	15,265.74
101-27	-331	Water Treatment Struct	138,395.33	3,486.34		-16,371.70	141,881.67	3.33%	9,632.54	4,666.61
101-29	-332	Water Treatment Equip	4,373,992.52				4,361,750.92	3.33%	112,561.22	145,381.36
101-33	-342	Tanks Reservoirs	1,064,731.79		4,130.10		1,064,731.79	2.22%	378,309.16	23,637.05
101-37	-343	Mains	18,039,025.60	313,026.22	8,294.21		18,360,346.03	2.00%	3,528,696.58	363,910.77
101-41	-344	Fire Sprinkler Taps	262,911.65	2,382.81			265,294.46	3.33%	80,552.65	8,794.63
101-45	-345	Services	3,725,465.46	227,060.04	0.45	-7,646.57	3,944,879.38	3.33%	902,157.63	127,711.23
101-49	-346	Meters	719,142.84	55,312.22		-32,916.29	741,538.77	8.33%	127,040.35	60,837.39
101-53	-348	Hydrants	1,835,438.85	63,812.55	7.11		1,899,258.51	2.00%	426,872.04	37,346.90
101-57	-389	Land- Ware house Well #7	45,101.94				45,101.94	0.00%	0.00	Land=N/A
101-61	-390	#4 Warehouse & La Canada booster	22,975.68				22,975.68	6.67%	10,604.79	1,532.48
101-65	(390-01)	Office Building	360,288.85				360,288.85	6.67%	186,558.94	24,031.27
101-69	(390-02)	Warehouse Ward Lane	166,919.29	8,772.99			175,692.28	6.67%	77,231.19	11,426.10
101-70	(390-03)	Land Purchase Office Building	22,567.00				22,567.00	0.00%	0.00	Land=N/A
101-73	-391	Office Furniture & Equip	150,225.65	5,899.10		-5,000.00	151,124.75	6.67%	21,459.06	10,050.04
101-77	(391-01)	Office Equip Burroughs	0.00				0.00	0.00%	-7,500.81	FD
101-87	-393	Stores Equipment	2,441.14				2,441.14	4.00%	1,018.23	97.65
101-89	-394	Tools Etc.	108,004.21	3,125.75		-7,748.40	103,381.56	5.00%	12,819.19	5,284.64
101-91	-395	Laboratory Equipment	2,344.64				2,344.64	10.00%	1,339.55	234.46
101-93	-396	Power Operated Equipment	72,281.74	3,124.09			75,405.83	5.00%	5,081.13	3,692.19
101-97	-397	Communication Equipment	69,339.84			-7,042.00	62,297.84	10.00%	32,223.83	6,581.88
101-98	-398	Safety Equipment	738.46				738.46	10.00%	119.82	73.85
101-81+	(391-02)	Office Equip Computer	265,816.43	48,325.68		-18,075.65	296,066.46	20.00%	207,045.70	56,188.29
101-95	(396-01)	Backhoe	37,204,763.57	860,820.38	19,174.74	-144,800.61	37,939,958.08	6,625,520.02	6,625,520.02	1,407,814.34
101-85	-392	Vehicles	107,179.07	860,820.38	19,174.74	-144,800.61	107,179.07	5.00%	83,265.42	5,358.95
101-85	-392	Vehicles	37,311,942.64	860,820.38	19,174.74	-144,800.61	38,047,137.15	6,708,785.44	6,708,785.44	1,413,173.29
115-00		CWC(North) Plant Acq Adj	464,093.24	58,540.37		-69,758.73	452,874.88	20.00%	378,886.95	64,974.28
117-00		Plant Acquisition Adj (Deprec 118-00)	37,776,035.88	919,360.75	19,174.74	-214,559.34	38,500,012.03	7,087,672.39	7,087,672.39	1,478,147.57
115-00		CWC(North) Plant Acq Adj	437,109.00				437,109.00		437,109.00	0.00
117-00		Plant Acquisition Adj (Deprec 118-00)	628,542.94				628,542.94		466,087.37	15,516.00
102-00		Property Held for Future Use	858,178.48	919,360.75	19,174.74	-214,559.34	39,565,663.97	7,990,868.76	7,990,868.76	1,493,663.57
102-00		Property Held for Future Use	858,178.48			0.00	858,178.48	0%	314,743.01	0.00

Plant Held For Future Use

**BALANCE SHEET**

<b>Acct No.</b>	<b>ASSETS</b>	<b>BALANCE AT BEGINNING OF YEAR</b>	<b>BALANCE AT END OF YEAR</b>
	<b>CURRENT AND ACCRUED ASSETS</b>		
131	Cash	\$ 350,052	\$ 716,164
134	Working Funds		
135	Temporary Cash Investments	766,619	248,000
141	Customer Accounts Receivable	279,928	371,252
146	Notes/Receivables from Associated Companies		
151	Plant Material and Supplies	51,357	54,139
162	Prepayments	37,271	31,617
174	Miscellaneous Current and Accrued Assets		
	<b>TOTAL CURRENT AND ACCRUED ASSETS</b>	<b>\$ 1,485,227</b>	<b>\$ 1,421,172</b>
	<b>FIXED ASSETS</b>		
101	Utility Plant in Service	\$ 38,841,688	\$ 39,565,664
103	Property Held for Future Use	543,435	543,435
105	Construction Work in Progress	537,551	315,601
108	Accumulated Depreciation – Utility Plant	-7,990,869	-9,279,273
121	Non-Utility Property	1,653,980	1,717,478
122	Accumulated Depreciation – Non Utility		
	<b>TOTAL FIXED ASSETS</b>	<b>\$ 33,585,785</b>	<b>\$ 32,862,905</b>
	<b>TOTAL ASSETS</b>	<b>\$ 35,071,012</b>	<b>\$ 34,284,077</b>

**NOTE:** The Assets on this page should be equal to **Total Liabilities and Capital** on the following page.

COMPANY NAME

**BALANCE SHEET (CONTINUED)**

Acct. No.		BALANCE AT BEGINNING OF YEAR	BALANCE AT END OF YEAR
	<b>LIABILITIES</b>		
	<b>CURRENT LIABILITIES</b>		
231	Accounts Payable	\$ 157,643	\$ 154,511
232	Notes Payable (Current Portion)	2,685,478	2,691,535
234	Notes/Accounts Payable to Associated Companies		
235	Customer Deposits		
236	Accrued Taxes	85,144	82,415
237	Accrued Interest	7,167	12,890
241	Miscellaneous Current and Accrued Liabilities	246,152	220,478
	<b>TOTAL CURRENT LIABILITIES</b>	<b>\$ 3,181,584</b>	<b>\$ 3,161,829</b>
	<b>LONG-TERM DEBT (Over 12 Months)</b>		
224	Long-Term Notes and Bonds	\$ 605,002	\$ 413,467
	<b>DEFERRED CREDITS</b>		
251	Unamortized Premium on Debt	\$	\$
252	Advances in Aid of Construction	9,677,466	9,524,360
255	Accumulated Deferred Investment Tax Credits		
265	Maintenance Reserves	97,629	115,845
271	Contributions in Aid of Construction	15,115,903	15,509,542
272	Less: Amortization of Contributions	-1,084,898	-1,652,528
281	Accumulated Deferred Income Tax		
	<b>TOTAL DEFERRED CREDITS</b>	<b>\$ 23,806,100</b>	<b>\$ 23,497,219</b>
	<b>TOTAL LIABILITIES</b>	<b>\$ 27,592,686</b>	<b>\$ 27,072,515</b>
	<b>CAPITAL ACCOUNTS</b>		
201	Common Stock Issued	\$	\$
211	Paid in Capital in Excess of Par Value	48,010	48,010
215	Retained Earnings	7,430,316	7,163,552
218	Proprietary Capital (Sole Props and Partnerships)		
	<b>TOTAL CAPITAL</b>	<b>\$ 7,478,326</b>	<b>\$ 7,211,562</b>
	<b>TOTAL LIABILITIES AND CAPITAL</b>	<b>\$35,071,012</b>	<b>\$34,284,077</b>

COMPANY NAME

**COMPARATIVE STATEMENT OF INCOME AND EXPENSE**

<b>Acct. No.</b>	<b>OPERATING REVENUES</b>	<b>PRIOR YEAR</b>	<b>CURRENT YEAR</b>
461	Metered Water Revenue	\$ 3,010,453	\$ 3,053,140
460	Unmetered Water Revenue	48,572	25,739
474	Other Water Revenues	50,491	61,090
	<b>TOTAL REVENUES</b>	<b>\$ 3,109,516</b>	<b>\$ 3,139,969</b>
	<b>OPERATING EXPENSES</b>		
601	Salaries and Wages	\$ 784,311	\$ 846,259
610	Purchased Water		
615	Purchased Power	339,101	170,250
618	Chemicals	21,432	19,323
620	Repairs and Maintenance	118,681	93,654
621	Office Supplies and Expense	8,091	6,626
630	Outside Services	34,557	50,971
635	Water Testing	32,903	35,805
641	Rents	2,532	2,665
650	Transportation Expenses	116,265	136,307
657	Insurance – General Liability	21,900	32,471
659	Insurance - Health and Life	139,981	169,132
666	Regulatory Commission Expense – Rate Case	29,607	28,044
675	Miscellaneous Expense	441,287	460,215
403	Depreciation Expense	643,494	864,463
408	Taxes Other Than Income	252,623	258,183
408.11	Property Taxes	118,800	112,560
409	Income Tax		
	<b>TOTAL OPERATING EXPENSES</b>	<b>\$ 3,105,565</b>	<b>\$ 3,286,928</b>
	<b>OPERATING INCOME/(LOSS)</b>	<b>\$ 3,951</b>	<b>\$ (146,959)</b>
	<b>OTHER INCOME/(EXPENSE)</b>		
419	Interest and Dividend Income	\$ 73,844	\$ 25,485
421	Non-Utility Income	16,718	21,615
426	Miscellaneous Non-Utility Expenses		
427	Interest Expense	187,293	167,146
	<b>TOTAL OTHER INCOME/(EXPENSE)</b>	<b>\$ (96,731)</b>	<b>\$ (120,046)</b>
	<b>NET INCOME/(LOSS)</b>	<b>\$ (92,780)</b>	<b>\$(267,005)</b>

COMPANY NAME

**SUPPLEMENTAL FINANCIAL DATA**

**Long-Term Debt**

	<b>LOAN #1</b>	<b>LOAN #2</b>	<b>LOAN #3</b>	<b>LOAN #4</b>
Date Issued	1/20/2005	12/1/2007		
Source of Loan	JP Morgan Chase	CAWCD		
ACC Decision No.	67515	N/A		
Reason for Loan	Plant Expansion	Secure new CAP allocation		
Dollar Amount Issued	\$2,500,000	\$790,236	\$	\$
Amount Outstanding	\$2,500,000	\$605,002	\$	\$
Date of Maturity	11/15/2009	12/31/2009-11		
Interest Rate	See Below (*) %	5.2%	%	%
Current Year Interest	\$126,763.65	\$40,382.61	\$	\$
Current Year Principle	\$0	\$185,234	\$	\$

Meter Deposit Balance at Test Year End

\$10,757.05

Meter Deposits Refunded During the Test Year

\$1,844.14

(\*) Prime plus 75 points, or LIBOR plus 250 points.

<b>COMPANY NAME</b>	
<b>Name of System:</b>	<b>ADEQ Public Water System Number:</b>

**WATER COMPANY PLANT DESCRIPTION**

**WELLS**

<b>ADWR ID Number*</b>	<b>Pump Horsepower</b>	<b>Pump Yield (gpm)</b>	<b>Casing Depth (Feet)</b>	<b>Casing Diameter (Inches)</b>	<b>Meter Size (inches)</b>	<b>Year Drilled</b>
55-627485 (#6)	250	650	837	16"	1-6"&1-10"	1977
55-588121 (#9)	250	1200	1000	16"	1-8"&1-12"	2002
55-207982 (#10)	400	2400	1140	20"	1-12"	2005
55-608518 (#11)	400	2400	2786	16"	1-12"	1964

\* Arizona Department of Water Resources Identification Number

**OTHER WATER SOURCES**

<b>Name or Description</b>	<b>Capacity (gpm)</b>	<b>Gallons Purchased or Obtained (in thousands)</b>

<b>BOOSTER PUMPS</b>		<b>FIRE HYDRANTS</b>	
<b>Horsepower</b>	<b>Quantity</b>	<b>Quantity Standard</b>	<b>Quantity Other</b>
40 HP @ Res. #1	1	977	
152 HP Gas Engine	1		
30 HP LCB	1		
100 HP @ Well #10	5		
125 HP @ Well #11	5		
10 HP @ FMI Service	2		

<b>STORAGE TANKS</b>		<b>PRESSURE TANKS</b>	
<b>Capacity</b>	<b>Quantity</b>	<b>Capacity</b>	<b>Quantity</b>
1 Million Gallons	3	7,500	1
2 Million Gallons	1	5,000	2
300,000 Gallons	2		

**COMPANY NAME**

**Name of System:** **ADEQ Public Water System Number:**

**WATER COMPANY PLANT DESCRIPTION (CONTINUED)**

**MAINS**

Size (in inches)	Material	Length (in feet)
2	CA & DI	7050
3	CA & DI	8167
4	CA & DI	52909
5	CA & DI	0
6	CA & DI	314285
8	CA & DI	235715
10	CA & DI	6799
12	CA & DI	110235
16	CA & DI	45450

**CUSTOMER METERS**

Size (in inches)	Quantity
5/8 X 3/4	9627
3/4	87
1	514
1 1/2	70
2	153
Comp. 3	
Turbo 3	67
Comp. 4	
Turbo 4	1
Comp. 6	
Turbo 6	1

**For the following three items, list the utility owned assets in each category for each system.**

TREATMENT EQUIPMENT:

4 Arsenic treatment systems

---



---



---



---



---



---

STRUCTURES:

---



---



---



---



---

OTHER:

---



---



---



---

<b>COMPANY NAME:</b>	
<b>Name of System:</b>	<b>ADEQ Public Water System Number:</b>

**WATER USE DATA SHEET BY MONTH FOR CALENDAR YEAR 2008**

MONTH	NUMBER OF CUSTOMERS	GALLONS SOLD (Thousands)	GALLONS PUMPED (Thousands)	GALLONS PURCHASED (Thousands)
JANUARY	11,980	58,310.2	71,541.7	Ø
FEBRUARY	11,986	62,153.3	62,330.3	
MARCH	11,998	61,123.6	78,771.6	
APRIL	12,019	69,872.4	77,833.2	
MAY	12,040	71,459.4	82,176.4	
JUNE	12,071	71,676.0	81,277.0	
JULY	12,096	74,546.4	67,943.7	
AUGUST	12,109	61,646.6	72,392.7	
SEPTEMBER	12,106	60,953.0	66,391.7	
OCTOBER	12,105	62,602.7	81,896.7	
NOVEMBER	12,098	67,435.8	65,338.3	
DECEMBER	12,090	64,908.5	66,780.6	
<b>TOTALS →</b>		<b>786,687.9</b>	<b>874,673.6</b>	Ø

What is the level of arsenic for each well on your system? \_\_\_\_\_ mg/l  
*(If more than one well, please list each separately.)*

- 6 .005 mg/l
- 9 .005mg/l
- 10 .005mg/l
- 11 .005mg/l

If system has fire hydrants, what is the fire flow requirement? NA GPM for \_\_\_\_\_ hrs

If system has chlorination treatment, does this treatment system chlorinate continuously?  
 Yes                       No

Is the Water Utility located in an ADWR Active Management Area (AMA)?  
 Yes                       No

Does the Company have an ADWR Gallons Per Capita Per Day (GPCPD) requirement?  
 Yes                       No

If yes, provide the GPCPD amount: 105.7

***Note: If you are filing for more than one system, please provide separate data sheets for each system.***

<b>COMPANY NAME:</b>	
<b>Name of System:</b>	<b>ADEQ Public Water System Number:</b>

**UTILITY SHUTOFFS / DISCONNECTS**

MONTH	Termination without Notice R14-2-410.B	Termination with Notice R14-2-410.C	OTHER
JANUARY	0	35	0
FEBRUARY	0	19	0
MARCH	0	11	0
APRIL	0	23	0
MAY	0	46	0
JUNE	0	37	0
JULY	0	27	0
AUGUST	0	36	0
SEPTEMBER	0	32	0
OCTOBER	0	37	0
NOVEMBER	0	54	0
DECEMBER	0	47	0
<b>TOTALS →</b>	<b>0</b>	<b>404</b>	<b>0</b>

OTHER (description):

---



---



---



---



---



---



---

COMPANY NAME\_ Community Water Company of Green Valley YEAR ENDING  
12/31/2008

**PROPERTY TAXES**




Amount of actual property taxes paid during Calendar Year 2008 was: \$ 114,349.98

Attach to this annual report proof (e.g. property tax bills stamped "paid in full" or copies of cancelled checks for property tax payments) of any and all property taxes paid during the calendar year.



If no property taxes paid, explain why. \_\_\_\_\_

\_\_\_\_\_  
\_\_\_\_\_  
\_\_\_\_\_  
\_\_\_\_\_

Posting Date: 2008-10-14  
 Sequence #: 8380142463  
 Account #: 20262155  
 Routing Transit: 12210002  
 Amount #: \$56361.97  
 Check/Serial #: 000000114884  
 Bank #: 601  
 Tran Code: 000000  
 IRD: 0  
 ItemType: P  
 BOFD: 000000000  
 Cost Center: N/A  
 Teller Number: N/A  
 Teller Seq Number: N/A  
 Processing Date: N/A

	COMMUNITY WATER COMPANY OF GREEN VALLEY <small>(FED. I.D. NO. 08-0328906)          1501 S. LA CANADA          GREEN VALLEY, AZ 85614-1800          (520) 423-8409</small>	JP MORGAN CHASE BANK, NA PHOENIX, ARIZONA 85073	01-2 1221	<b>114884</b>
	EXACTLY ***56361 DOLLARS AND 97 CENTS			
<b>PAY</b> TO THE ORDER OF	BETH FORD PIMA CO TREAS PIMA CO TREASURERS OFC PO BOX 98765 PHOENIX AZ 85038-0765		DATE 10/08/08	AMOUNT *****56,361.97
		 AUTHORIZED SIGNATURE		
		 AUTHORIZED SIGNATURE		
⑆ 114884 ⑆ ⑆ 122100024⑆		20262155⑆		

Posting Date: 2008-04-14  
 Sequence #: 2410328244  
 Account #: 20262155  
 Routing Transit: 12210002  
 Amount #: \$57988.01  
 Check/Serial #: 000000114435  
 Bank #: 601  
 Tran Code: 000000  
 IRD: 0  
 ItemType: P  
 BOFD: 000000000  
 Cost Center: N/A  
 Teller Number: N/A  
 Teller Seq Number: N/A  
 Processing Date: N/A

	COMMUNITY WATER COMPANY OF GREEN VALLEY <small>(FED ID NO 86-0327996) 1901 S. LA CAÑADA GREEN VALLEY, AZ 85034-1001 (520) 822-0408</small>	JP MORGAN CHASE BANK, NA PHOENIX, ARIZONA 85073	81-2 1221	114435
	PAY EXACTLY ***57988 DOLLARS AND 01 CENTS TO THE ORDER OF		DATE 04/08/08	AMOUNT *****57,988.01
BETH FORD PIMA CO TREAS PIMA CO TREASURERS OFC PO BOX 98765 PHOENIX AZ 85038-0765		 <small>AUTHORIZED SIGNATURE</small>		
⑈114435⑈ ⑈12210002⑈		20262155⑈		⑈0005798801⑈

04-11-08 1885-843 Pima  
 BANK OF AMERICA  
 01221017664 E2356 94 POC  
 04/11/08  
 3150578006

VERIFICATION  
AND  
SWORN STATEMENT  
Taxes

RECEIVED  
APR 16 2009  
PIMA COUNTY  
Director Utilities

VERIFICATION

STATE OF ARIZONA  
I, THE UNDERSIGNED  
OF THE

COUNTY OF (COUNTY NAME)	<u>PIMA</u>
NAME (OWNER OR OFFICIAL) TITLE	<u>PIERRE HANNAH, CONTRACTOR</u>
COMPANY NAME	<u>COMMUNITY WATER CO OF GREEN VALLEY</u>

DO SAY THAT THIS ANNUAL UTILITY PROPERTY TAX AND SALES TAX REPORT TO THE ARIZONA CORPORATION COMMISSION

FOR THE YEAR ENDING


MONTH	DAY	YEAR
<u>12</u>	<u>31</u>	<u>2008</u>

HAS BEEN PREPARED UNDER MY DIRECTION, FROM THE ORIGINAL BOOKS, PAPERS AND RECORDS OF SAID UTILITY; THAT I HAVE CAREFULLY EXAMINED THE SAME, AND DECLARE THE SAME TO BE A COMPLETE AND CORRECT STATEMENT OF BUSINESS AND AFFAIRS OF SAID UTILITY FOR THE PERIOD COVERED BY THIS REPORT IN RESPECT TO EACH AND EVERY MATTER AND THING SET FORTH, TO THE BEST OF MY KNOWLEDGE, INFORMATION AND BELIEF.

SWORN STATEMENT

I HEREBY ATTEST THAT ALL PROPERTY TAXES FOR SAID COMPANY ARE CURRENT AND PAID IN FULL.

I HEREBY ATTEST THAT ALL SALES TAXES FOR SAID COMPANY ARE CURRENT AND PAID IN FULL.



P. Hannah  
SIGNATURE OF OWNER OR OFFICIAL  
520-685-8409  
TELEPHONE NUMBER

SUBSCRIBED AND SWORN TO BEFORE ME

A NOTARY PUBLIC IN AND FOR THE COUNTY OF

THIS 15<sup>th</sup> DAY OF

COUNTY NAME	<u>PIMA</u>	
MONTH	<u>April</u>	<u>2009</u>

(SEAL)

Patricia A. Carlstad  
SIGNATURE OF NOTARY PUBLIC

MY COMMISSION EXPIRES 12-19-11

COMPANY NAME Community Water Co of Green Valley YEAR ENDING 12/31/2008

**INCOME TAXES**

For this reporting period, provide the following:

Federal Taxable Income Reported N/A  
Estimated or Actual Federal Tax Liability \_\_\_\_\_

State Taxable Income Reported \_\_\_\_\_  
Estimated or Actual State Tax Liability \_\_\_\_\_

Amount of Grossed-Up Contributions/Advances:

Amount of Contributions/Advances \_\_\_\_\_  
Amount of Gross-Up Tax Collected \_\_\_\_\_  
Total Grossed-Up Contributions/Advances \_\_\_\_\_

Decision No. 55774 states, in part, that the utility will refund any excess gross-up funds collected at the close of the tax year when tax returns are completed. Pursuant to this Decision, if gross-up tax refunds are due to any Payer or if any gross-up tax refunds have already been made, attach the following information by Payer: name and amount of contribution/advance, the amount of gross-up tax collected, the amount of refund due to each Payer, and the date the Utility expects to make or has made the refund to the Payer.

**CERTIFICATION**

The undersigned hereby certifies that the Utility has refunded to Payers all gross-up tax refunds reported in the prior year's annual report. This certification is to be signed by the President or Chief Executive Officer, if a corporation; the managing general partner, if a partnership; the managing member, if a limited liability company or the sole proprietor, if a sole proprietorship.

\_\_\_\_\_  
**SIGNATURE**

\_\_\_\_\_  
**DATE**

\_\_\_\_\_  
**PRINTED NAME**

\_\_\_\_\_  
**TITLE**

**VERIFICATION  
AND  
SWORN STATEMENT  
Intrastate Revenues Only**

RECEIVED  
APR 14 2009  
AZ STATE COMMISSION

**VERIFICATION**

STATE OF Arizona  
I, THE UNDERSIGNED  
OF THE

COUNTY OF (COUNTY NAME) <u>PIMA</u>
NAME (OWNER OR OFFICIAL) TITLE <u>PIERRE HANHART, CONTROLLER</u>
COMPANY NAME <u>COMMUNITY WATER CO OF GREEN VALLEY</u>

**DO SAY THAT THIS ANNUAL UTILITY REPORT TO THE ARIZONA CORPORATION COMMISSION**

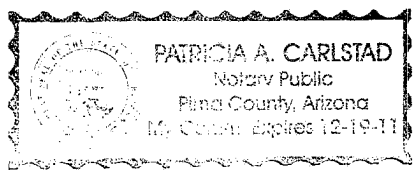
**FOR THE YEAR ENDING**

MONTH	DAY	YEAR
12	31	2008

HAS BEEN PREPARED UNDER MY DIRECTION, FROM THE ORIGINAL BOOKS, PAPERS AND RECORDS OF SAID UTILITY; THAT I HAVE CAREFULLY EXAMINED THE SAME, AND DECLARE THE SAME TO BE A COMPLETE AND CORRECT STATEMENT OF BUSINESS AND AFFAIRS OF SAID UTILITY FOR THE PERIOD COVERED BY THIS REPORT IN RESPECT TO EACH AND EVERY MATTER AND THING SET FORTH, TO THE BEST OF MY KNOWLEDGE, INFORMATION AND BELIEF.

**SWORN STATEMENT**

IN ACCORDANCE WITH THE REQUIREMENT OF TITLE 40, ARTICLE 8, SECTION 40-401, ARIZONA REVISED STATUTES, IT IS HEREIN REPORTED THAT THE GROSS OPERATING REVENUE OF SAID UTILITY DERIVED FROM ARIZONA INTRASTATE UTILITY OPERATIONS DURING CALENDAR YEAR 2008 WAS:



Arizona Intrastate Gross Operating Revenues Only (\$)
\$ <u>3,139,968.54</u>

(THE AMOUNT IN BOX ABOVE INCLUDES \$ 192,686.37 IN SALES TAXES BILLED, OR COLLECTED)

**\*\*REVENUE REPORTED ON THIS PAGE MUST INCLUDE SALES TAXES BILLED OR COLLECTED. IF FOR ANY OTHER REASON, THE REVENUE REPORTED ABOVE DOES NOT AGREE WITH TOTAL OPERATING REVENUES ELSEWHERE REPORTED, ATTACH THOSE STATEMENTS THAT RECONCILE THE DIFFERENCE. (EXPLAIN IN DETAIL)**

P. Hanhart  
SIGNATURE OF OWNER OR OFFICIAL  
520-625-8409  
TELEPHONE NUMBER

SUBSCRIBED AND SWORN TO BEFORE ME

A NOTARY PUBLIC IN AND FOR THE COUNTY OF

THIS 15th DAY OF

COUNTY NAME <u>PIMA</u>	
MONTH <u>April</u>	YEAR <u>2009</u>

(SEAL)

Patricia A. Carlstad  
SIGNATURE OF NOTARY PUBLIC

MY COMMISSION EXPIRES 12-19-11

**VERIFICATION  
AND  
SWORN STATEMENT  
RESIDENTIAL REVENUE  
Intrastate Revenues Only**

RECEIVED  
APR 16 2009  
CORP COMM  
Director Utilities

**VERIFICATION**

STATE OF ARIZONA

I, THE UNDERSIGNED

OF THE

COUNTY OF (COUNTY NAME) <u>PIMA</u>	
NAME (OWNER OR OFFICIAL) <u>PIERRE HANHART</u>	TITLE <u>CONTROLLER</u>
COMPANY NAME <u>COMMUNITY WATER CO. OF GREEN VALLEY</u>	

DO SAY THAT THIS ANNUAL UTILITY REPORT TO THE ARIZONA CORPORATION COMMISSION

FOR THE YEAR ENDING

MONTH	DAY	YEAR
<u>12</u>	<u>31</u>	<u>2008</u>

HAS BEEN PREPARED UNDER MY DIRECTION, FROM THE ORIGINAL BOOKS, PAPERS AND RECORDS OF SAID UTILITY; THAT I HAVE CAREFULLY EXAMINED THE SAME, AND DECLARE THE SAME TO BE A COMPLETE AND CORRECT STATEMENT OF BUSINESS AND AFFAIRS OF SAID UTILITY FOR THE PERIOD COVERED BY THIS REPORT IN RESPECT TO EACH AND EVERY MATTER AND THING SET FORTH, TO THE BEST OF MY KNOWLEDGE, INFORMATION AND BELIEF.

**SWORN STATEMENT**

IN ACCORDANCE WITH THE REQUIREMENTS OF TITLE 40, ARTICLE 8, SECTION 40-401.01, ARIZONA REVISED STATUTES, IT IS HEREIN REPORTED THAT THE GROSS OPERATING REVENUE OF SAID UTILITY DERIVED FROM ARIZONA INTRASTATE UTILITY OPERATIONS RECEIVED FROM RESIDENTIAL CUSTOMERS DURING CALENDAR YEAR 2008 WAS:

ARIZONA INTRASTATE GROSS OPERATING REVENUES  <u>\$ 2,592,379.27</u>
---

THE AMOUNT IN BOX AT LEFT  
INCLUDES \$ 159,083  
IN SALES TAXES BILLED, OR COLLECTED)

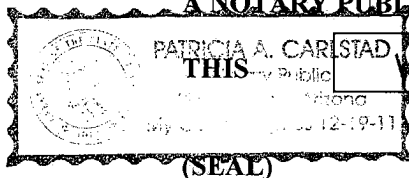
\*RESIDENTIAL REVENUE REPORTED ON THIS PAGE  
MUST INCLUDE SALES TAXES BILLED.

P. Hanhart  
SIGNATURE OF OWNER OR OFFICIAL

520-625-8709  
TELEPHONE NUMBER

SUBSCRIBED AND SWORN TO BEFORE ME

A NOTARY PUBLIC IN AND FOR THE COUNTY OF



PATRICIA A. CARLSTAD  
THIS Notary Public

5th

DAY OF

NOTARY PUBLIC NAME <u>PATRICIA A CARLSTAD</u>	
COUNTY NAME <u>PIMA</u>	
MONTH <u>April</u>	<u>2009</u>

MY COMMISSION EXPIRES 12-19-11

Patricia Carlstad  
SIGNATURE OF NOTARY PUBLIC