

ARIZONA CORPORATION COMMISSION
UTILITIES DIVISION

ANNUAL REPORT MAILING LABEL – MAKE CHANGES AS NECESSARY

G

W-20446A
Global Water - Santa Cruz Water Company, Inc
21410 N. 19th Ave., Suite 201
Phoenix, AZ 85027

ANNUAL REPORT

FOR YEAR ENDING

12	31	2008
----	----	------

FOR COMMISSION USE

ANN 04	08
--------	----

PROCESSED BY:

4-16-09

SCANNED

COMPANY INFORMATION

Company Name (Business Name) <u>Global Water - Santa Cruz Water Company, Inc</u>			
Mailing Address <u>21410 N 19th Ave., Suite 201</u>			
<u>Phoenix</u> (City)	<u>AZ</u> (State)	<u>85027</u> (Zip)	
<u>623-580-9600</u> Telephone No. (Include Area Code)	<u>623-580-9659</u> Fax No. (Include Area Code)	<u> </u> Cell No. (Include Area Code)	
Email Address: <u>graham.symmonds@gwresources.com</u>			
Local Office Mailing Address <u>SAME</u>			
(Street)			
(City) (State) (Zip)			
Local Office Telephone No. (Include Area Code) <u> </u> Fax No. (Include Area Code) <u> </u> Cell No. (Include Area Code) <u> </u>			
Email Address <u> </u>			

MANAGEMENT INFORMATION

Management Contact: <u>Graham Symmonds</u> <u>CTO & SVP, Regulatory Affairs & Compliance</u>			
(Name)		(Title)	
<u>21410 N 19th Ave., Suite 201</u> (Street)	<u>Phoenix</u> (City)	<u>AZ</u> (State)	<u>85027</u> (Zip)
<u>(623) 580-9600</u> Telephone No. (Include Area Code)	<u>(623) 580-9659</u> Fax No. (Include Area Code)	<u>602-615-4532</u> Cell No. (Include Area Code)	
On Site Manager: <u>Edward Borromeo</u> <u>MCGR General Manager</u>			
(Name)			
<u>22590 Powers Pkwy</u> (Street)	<u>Maricopa</u> (City)	<u>AZ</u> (State)	<u>85238</u> (Zip)
<u>520-233-2910</u> Telephone No. (Include Area Code)	<u>520-568-6367</u> Fax No. (Include Area Code)	<u>602-653-5923</u> Cell No. (Include Area Code)	
Email Address: <u>ed.borromeo@gwresources.com</u>			

Please mark this box if the above address(es) have changed or are updated since the last filing.

Statutory Agent: Andy Abraham, Burch & Cracchiolo PLC
(Name)

702 East Osborn, Suite 200 Phoenix AZ 85014
(Street) (City) (State) (Zip)

(602) 274-7611 (602) 234-0341
Telephone No. (Include Area Code) Fax No. (Include Area Code) Cell No. (Include Area Code)

Attorney: Tim Sabo, Roshka DeWulf & Patten, PLC
(Name)

400 East Van Buren, Suite 800 Phoenix AZ 85004
(Street) (City) (State) (Zip)

(602) 256-6100 (602) 256-6800
Telephone No. (Include Area Code) Fax No. (Include Area Code) Cell No. (Include Area Code)

Email Address: tsabo@rdp-law.com

Please mark this box if the above address(es) have changed or are updated since the last filing.

OWNERSHIP INFORMATION

Check the following box that applies to your company:

- | | |
|---|--|
| <input type="checkbox"/> Sole Proprietor (S) | <input checked="" type="checkbox"/> C Corporation (C) (Other than Association/Co-op) |
| <input type="checkbox"/> Partnership (P) | <input type="checkbox"/> Subchapter S Corporation (Z) |
| <input type="checkbox"/> Bankruptcy (B) | <input type="checkbox"/> Association/Co-op (A) |
| <input type="checkbox"/> Receivership (R) | <input type="checkbox"/> Limited Liability Company |
| <input type="checkbox"/> Other (Describe) _____ | |


COUNTIES SERVED

Check the box below for the county/ies in which you are certificated to provide service:

- | | | |
|-------------------------------------|-----------------------------------|---|
| <input type="checkbox"/> APACHE | <input type="checkbox"/> COCHISE | <input type="checkbox"/> COCONINO |
| <input type="checkbox"/> GILA | <input type="checkbox"/> GRAHAM | <input type="checkbox"/> GREENLEE |
| <input type="checkbox"/> LA PAZ | <input type="checkbox"/> MARICOPA | <input type="checkbox"/> MOHAVE |
| <input type="checkbox"/> NAVAJO | <input type="checkbox"/> PIMA | <input checked="" type="checkbox"/> PINAL |
| <input type="checkbox"/> SANTA CRUZ | <input type="checkbox"/> YAVAPAI | <input type="checkbox"/> YUMA |
| <input type="checkbox"/> STATEWIDE | | |

UTILITY PLANT IN SERVICE

Acct. No.	DESCRIPTION	Original Cost (OC)	Accumulated Depreciation (AD)	O.C.L.D. (OC less AD)
303	Land and Land Rights	\$ 44,856.34	\$ -	\$ 44,856.34
304	Structures and Improvements	\$ 9,447,337.61	\$ (534,299.59)	\$ 8,913,038.02
306	Lake, River, and Other Intakes	\$ 1,855.00	\$ -	\$ 1,855.00
307	Wells and Springs	\$ 3,694,926.46	\$ (315,776.52)	\$ 3,379,149.94
309	Supply Mains	\$ 2,086,245.78	\$ (157,940.85)	\$ 1,928,304.93
310	Power Generation Equipment	\$ 323,092.89	\$ (32,332.99)	\$ 290,759.90
311	Pumping Equipment	\$ 6,353,511.20	\$(1,814,344.32)	\$ 4,539,166.88
320	Water Treatment Equipment	\$ 12,553.51	\$ (2,616.44)	\$ 9,937.07
330	Distribution Reservoirs and Standpipes	\$ 1,367,062.53	\$ (203,048.29)	\$ 1,164,014.24
331	Transmission and Distribution Mains	\$ 44,478,939.84	\$(2,082,644.88)	\$42,396,294.96
333	Services	\$ 4,598,395.89	\$ (295,589.17)	\$ 4,302,806.72
334	Meters and Meter Installations	\$ 3,553,578.54	\$ (806,286.84)	\$ 2,747,291.70
335	Hydrants	\$ 4,305,039.68	\$ (197,431.24)	\$ 4,107,608.44
336	Backflow Prevention Devices	\$ 26,572.17	\$ (7,452.70)	\$ 19,119.47
339	Other Plant and Misc. Equipment	\$ 122,822.88	\$ (26,384.85)	\$ 96,438.03
340	Office Furniture and Equipment	\$ 1,033,412.89	\$ (406,019.36)	\$ 627,393.53
340.1		\$ 43,296.30	\$ (35,397.28)	\$ 7,899.02
341	Transportation Equipment	\$ 596,575.92	\$ (296,934.73)	\$ 299,641.19
343	Tools, Shop and Garage Equipment	\$ 65,276.02	\$ (7,553.88)	\$ 57,722.14
344	Laboratory Equipment	\$ 107,172.02	\$ (17,843.79)	\$ 89,328.23
345	Power Operated Equipment	\$ 60,372.00	\$ (4,527.90)	\$ 55,844.10
346	Communication Equipment	\$ 565,935.95	\$ (95,803.60)	\$ 470,132.35
347	Miscellaneous Equipment	\$ 80,859.14	\$ (2,114.12)	\$ 78,745.02
348	Other Tangible Plant	\$ 4,783,710.29	\$ (749,841.56)	\$ 4,033,868.73
	TOTALS	\$ 87,753,400.85	\$(8,092,184.90)	\$79,661,215.95

This amount goes on the Balance Sheet Acct. No. 108 

CALCULATION OF DEPRECIATION EXPENSE FOR CURRENT YEAR

Acct. No.	DESCRIPTION	Original Cost (1)	Depreciation Percentage (2)	Depreciation Expense (1x2)
303	Land and Land Rights	\$ 44,856.34	0.00%	-
304	Structures and Improvements	\$ 9,447,337.61	3.33%	\$ 312,293.01
306	Lake, River, and Other Intakes	\$ 1,855.00	0.00%	-
307	Wells and Springs	\$ 3,694,926.46	3.33%	\$ 122,252.52
309	Supply Mains	\$ 2,086,245.78	2.00%	\$ 41,774.51
310	Power Generation Equipment	\$ 323,092.89	5.00%	\$ 21,523.73
311	Pumping Equipment	\$ 6,353,511.20	12.50%	\$ 817,650.67
320	Water Treatment Equipment	\$ 12,553.51	3.33%or 20.00%	\$ 380.93
330	Distribution Reservoirs and Standpipes	\$ 1,367,062.53	2.22%or 20.00%	\$ 45,582.46
331	Transmission and Distribution Mains	\$44,478,939.84	2.00%	\$ 810,619.39
333	Services	\$ 4,598,395.89	3.33%	\$ 126,688.87
334	Meters and Meter Installations	\$ 3,553,578.54	8.33%	\$ 295,598.22
335	Hydrants	\$ 4,305,039.68	2.00%	\$ 73,537.28
336	Backflow Prevention Devices	\$ 26,572.17	6.67%	\$ 1,824.00
339	Other Plant and Misc. Equipment	\$ 122,822.88	10.00%	\$ 8,998.39
340	Office Furniture and Equipment	\$ 1,033,412.89	6.67%	\$ 137,591.17
340.1		\$ 43,296.30	6.66% or 20.00%	\$ 7,470.20
341	Transportation Equipment	\$ 596,575.92	20.00%	\$ 113,893.77
343	Tools, Shop and Garage Equipment	\$ 65,276.02	5.00%	\$ 3,017.96
344	Laboratory Equipment	\$ 107,172.02	10.00%	\$ 11,053.81
345	Power Operated Equipment	\$ 60,372.00	5.00%	\$ 3,018.60
346	Communication Equipment	\$ 565,935.95	10.00%	\$ 59,053.60
347	Miscellaneous Equipment	\$ 80,859.14	10.00%	\$ 1,942.12
348	Other Tangible Plant	\$ 4,783,710.29	10.00%	\$ 415,921.56
	Plus: Depreciation on Non-Utility Assets			
	TOTALS	\$87,753,400.85		\$ 3,431,686.77

This amount goes on the Comparative Statement of Income and Expense Acct. No. 403.

BALANCE SHEET

Acct No.		BALANCE AT BEGINNING OF YEAR	BALANCE AT END OF YEAR
	ASSETS		
	CURRENT AND ACCRUED ASSETS		
131	Cash	\$1,050	\$1,050
132	Special Deposits		\$ 117
134	Working Funds		
135	Temporary Cash Investments		
141	Customer Accounts Receivable	\$ 970,176	\$ 677,898
142	Other Accounts Receivable	\$ 975	\$ 2,313
143	Accumulated Provision for Uncollectible Accounts	\$ (89,825)	\$ (117,872)
146	Notes/Receivables from Associated Companies		
151	Plant Material and Supplies		\$ 4,641
162	Prepayments	\$ 36,057	\$ 9,408
173	Accrued Utility Revenue	\$ 235,601	\$ 144,535
174	Miscellaneous Current and Accrued Assets		
	TOTAL CURRENT AND ACCRUED ASSETS	\$ 1,154,034	\$ 722,090
	FIXED ASSETS		
101	Utility Plant in Service	\$ 74,714,947	\$ 87,753,402
103	Property Held for Future Use		
105	Construction Work in Progress	\$ 21,477,850	\$ 25,505,527
108	Accumulated Depreciation – Utility Plant	\$ (4,660,497)	\$ (8,092,185)
121	Non-Utility Property		
122	Accumulated Depreciation – Non Utility		
	TOTAL FIXED ASSETS	\$ 91,532,300	\$ 105,166,744
	OTHER ASSETS		
190	Accumulated Deferred Income Taxes	\$ 292,499	\$ 506,238
	Total Other Assets	\$ 292,499	\$ 506,238
	TOTAL ASSETS	\$ 92,978,833	\$ 106,395,072

NOTE: The Assets on this page should be equal to **Total Liabilities and Capital** on the following page.

BALANCE SHEET (CONTINUED)

Acct. No.	LIABILITIES	BALANCE AT BEGINNING OF YEAR	BALANCE AT END OF YEAR
	CURRENT LIABILITES		
231	Accounts Payable	\$ 2,008,524	\$ 1,518,561
232	Notes Payable (Current Portion)		
234	Notes/Accounts Payable to Associated Companies		
235	Customer Deposits	\$ 1,030,293	\$ 1,136,087
236	Accrued Taxes	\$ 92,018	\$ 1,074,001
237	Accrued Interest	\$ 45,257	\$ 65,988
241	Miscellaneous Current and Accrued Liabilities	\$ 1,989,896	\$ 193,328
253	Other Deferred Credits	\$ 568,106	\$ 371,940
	TOTAL CURRENT LIABILITIES	\$ 5,734,094	\$ 4,359,905
	LONG-TERM DEBT (Over 12 Months)		
224	Long-Term Notes and Bonds		
	DEFERRED CREDITS		
251	Unamortized Premium on Debt		
252	Advances in Aid of Construction	\$ 23,433,063	\$ 33,770,450
255	Accumulated Deferred Investment Tax Credits		
271	Contributions in Aid of Construction		
272	Less: Amortization of Contributions		
281	Accumulated Deferred Income Tax		
	TOTAL DEFERRED CREDITS	\$ 23,433,063	\$ 33,770,450
	TOTAL LIABILITIES	\$ 29,167,156	\$ 38,130,355
	CAPITAL ACCOUNTS		
201	Common Stock Issued	10	10
211	Paid in Capital in Excess of Par Value	\$ 53,275,050	\$ 55,532,954
215	Retained Earnings	\$ 10,536,616	\$ 12,731,753
218	Proprietary Capital (Sole Props and Partnerships)		
	TOTAL CAPITAL	\$ 63,811,676	\$ 68,264,717
	TOTAL LIABILITIES AND CAPITAL	\$ 92,978,833	\$ 106,395,072

COMPARATIVE STATEMENT OF INCOME AND EXPENSE

Acct. No.	OPERATING REVENUES	PRIOR YEAR	CURRENT YEAR
461	Metered Water Revenue	\$ 7,092,052	\$ 7,535,725
460	Unmetered Water Revenue		
465	Sales to Irrigation Customers	\$ 1,182,045	\$ 1,406,031
471	Sales to Irrigation Customers	\$ 732,091	\$ 491,891
472	Miscellaneous Service Revenues	\$ 4,600	\$ 19,793
473	Rents from Water Property		
474	Other Water Revenues		\$ 0
	TOTAL REVENUES	\$ 9,010,788	\$ 9,453,438
	OPERATING EXPENSES		
601	Salaries and Wages		\$ 857,540
604	Employee Pension and Benefits		\$ 205,327
610	Purchased Water	\$ 31,300	
615	Purchased Power	\$ 471,731	\$ 507,556
616	Fuel for Power Production		\$ 3,505
618	Chemicals	\$ 37,565	\$ 41,783
620	Repairs and Maintenance	\$ 72,659	\$ 19,360
621	Office Supplies and Expense		\$ 296,557
630	Outside Services		
634	Contractual Services -- Management Fees	\$ 1,508,778	
635	Water Testing	\$ 23,884	\$ 36,113
636	Contractual Services - Other	\$ 26,744	\$ 67,741
641	Rents		\$ 94,369
642	Rental of Equipment	\$ 6,039	\$ 7,803
650	Transportation Expenses		\$ 43,326
657	Insurance -- General Liability		\$ 53,083
659	Insurance - Health and Life		\$ 4,505
660	Advertising Expense		\$ 1,825
666	Regulatory Commission Expense -- Rate Case		
670	Bad Debt Expense	\$ 136,887	\$ 66,450
675	Miscellaneous Expense	\$ 18,899	\$ 34,089
403	Depreciation Expense	\$ 2,380,818	\$ 3,431,687
408	Taxes Other Than Income		
408.10	Utility Regulatory Assessment	\$ 11,324	\$ 69,007
408.11	Property Taxes	\$ 253,979	\$ 423,523
408.13	Other Taxes & Licenses	\$ 3,388	\$ 6,823
409	Income Tax	\$ 1,539,005	\$ 924,207
	TOTAL OPERATING EXPENSES	\$ 6,523,001	\$ 7,196,180
	OPERATING INCOME/(LOSS)	\$ 2,487,787	\$ 2,257,258
	OTHER INCOME/(EXPENSE)		
414	Gain/(Loss) from Disposing of Utility Assets	\$ 4,126	
419	Interest and Dividend Income	\$ 238	
421	Non-Utility Income		
426	Miscellaneous Non-Utility Expenses		
427	Interest Expense	\$ (44,096)	\$ (62,121)
	TOTAL OTHER INCOME/(EXPENSE)	\$ (39,732)	\$ (62,121)
	NET INCOME/(LOSS)	\$ 2,448,055	\$ 2,195,137

SUPPLEMENTAL FINANCIAL DATA

Long-Term Debt

	LOAN #1	LOAN #2	LOAN #3	LOAN #4
Date Issued				
Source of Loan				
ACC Decision No.				
Reason for Loan				
Dollar Amount Issued	\$	\$	\$	\$
Amount Outstanding	\$	\$	\$	\$
Date of Maturity				
Interest Rate	%	%	%	%
Current Year Interest	\$	\$	\$	\$
Current Year Principle	\$	\$	\$	\$

Meter Deposit Balance at Test Year End \$ 0

Meter Deposits Refunded During the Test Year \$ 0

COMPANY NAME: Global Water - Santa Cruz Water Company

Name of System Santa Cruz Water Company ADEQ Public Water System Number AZ04-11-131

WATER COMPANY PLANT DESCRIPTION

WELLS

ADWR ID Number*	Pump Horsepower	Pump Yield (gpm)	Casing Depth (Feet)	Casing Diameter (Inches)	Meter Size (inches)	Year Drilled
55-612737- Smith	100	1070	1000	20	8	1972
55-617336- Vance	250	1965	800	20	10	1973
55-621407 - Neely West	350	1980	700	12	10	1955
55-621406 - Neely North	400	2000	1000	12	10	1955
55-509941- Rancho Mirage	400	2800	1100	16	N/A	1985
55-621410-Porter @	100	1000	400	20	10	1955
55-621408- Neely East #	350	2000	1000	12	10	1955
55-801069-Cobblestone@	200	1280	600	12	10	1957
55-624037-Glennwilde@	200	1650	1992	18	N/A	1965
55-622132-Maricopa Meadows@	UNK	1400	600	20	4	UNK
55-612741- Maricopa Groves#	N/A	1200	1675	20	N/A	UNK
55-612247- Amarillo Creek East@	300	1800	1000	18	10	1973
55-612250- Sunset Canyon **	300	1500	1200	16	10	1978
55-624031-Homestead West**	UNK	860	1430	18		1976
55-624029 Homestead East**	UNK	1200	UNK	20		1960
55-609593-Sorrento @	UNK	UNK	954	20		1958

Not Operational, ** Well undergoing rehabilitation

@ construction/irrigation use only

OTHER WATER SOURCES

Name or Description	Capacity (gpm)	Gallons Purchased or Obtained (in thousands)
None		

BOOSTER PUMPS		FIRE HYDRANTS	
Horsepower	Quantity	Quantity Standard	Quantity Other
18	2	2228	0
25	1		
40	4		
50	5		
75	6		
150	6		
200	1		

COMPANY NAME: Global Water - Santa Cruz Water Company

Name of System Santa Cruz Water Company ADEQ Public Water System Number AZ04-11-131

WATER COMPANY PLANT DESCRIPTION

Continued

STORAGE TANKS		PRESSURE TANKS	
Capacity	Quantity	Capacity	Quantity
500,000	2	5,000	4
1,500,000	2	10,000	1
2,500,000	1		

Note: If you are filing for more than one system, please provide separate sheets for each system.

WATER COMPANY PLANT DESCRIPTION (CONTINUED)

MAINS⁺

Size (in Inches)	Material	Length (in Feet)
2	CU	82
16	CU	110
-99	DIP	17,734
6	DIP	247
8	DIP	80,901
12	DIP	22,962
16	DIP	56,008
20	DIP	402
12	DIP150	33
16	DIP150	37
8	DIP250	17
12	DIP250	10
16	DIP250	187
20	DIP250	27
24	DIP250	36
8	DIP350	37
12	DIP350	563
16	DIP350	581
30	DIP350	209
-99	PVC	339
6	PVC	37,563
8	PVC	827,707
10	PVC	1,263
12	PVC	153,034
16	PVC	109,529
20	PVC	6,052
12	PVCCL1	112
12	PVCCL2	1,782
16	PVCNP	2,295
-99	UNK	24,702
2	UNK	436
6	UNK	10
8	UNK	6,216
10	UNK	277

CUSTOMER METERS

Size (In Inches)	Quantity
5/8"	1825
3/4"	14452
1"	167
1.5"	51
2"	152
3"	3
4"	3
6"	
Total	16653

Note: If you are filing for more than one system, please provide separate sheets for each system. ²

COMPANY NAME: Global Water - Santa Cruz Water Company

Name of System: ADEQ Public Water System Number: 11-131

12	UNK	4,918
16	UNK	14,244
20	UNK	17,102
24	UNK	14,604
30	UNK	6,562

ABS = Acrylonitrile-Butadiene-Styrene GALV = Galvanized Steel Pipe
AC = Asbestos Cement PVC = Polyvinyl Chloride
ACP = Asbestos Concrete Pipe PVCCL1 = PVC 900 CL 150
ASWP = American Spira Weld Pipe PVCCL2 = PVC 900 CL 200
CU = Copper PVCNP = PVC - Not Purple
DIP = Ductile Iron Pipe SDRCL1 = PVC SDR 26 CL 160
DIP150 = 150# Ductile Iron Pipe STEEL = Steel
DIP250 = 250# Ductile Iron Pipe UNK = Unknown
DIP350 = 350# Ductile Iron Pipe -99 = Unknown

[†]Data from Global's GIS/Asset Management System. Some data still undergoing validation process.

For the following three items, list the utility owned assets in each category for each system.

TREATMENT EQUIPMENT:

Chlorine Injection Systems at Main Water Distribution Center and at Groves WDC and Meadows WDC.

STRUCTURES:

Mobile Mini Trailer
Masonry Brick Walls (Vance Well, WTP, WDC's)
Office Trailer at Maricopa Meadows
Office/Customer Service Center 25,000 sf

OTHER:

SCADA Communications System & Video Monitoring System
ITRON 2.0 Radio AMR System (endpoints, MVRS mobile read system, handhelds)
ITRON Fixed Network 2.5 AMR System (CCUs, endpoints)
Trailer Mounted Emergency Generator
Switchgear for Distribution Systems & Well Sites
1 x 600 kW Emergency D/G
2 x Chevrolet Trailblazer
13 x Silverado Utility Vehicles
3 x Colorado Utility Vehicles
3 x Service Body Vehicles
1 x Econoline Van
2 x Toyota Utility Vehicles
1 x 1250 kVA Emergency Generator
1 x 950 kVA Emergency Generator

Note: If you are filing for more than one system, please provide separate sheets for each system.

COMPANY NAME: Global Water - Santa Cruz Water Company	
Name of System: Santa Cruz Water Company	ADEQ Public Water System Number AZ04-11-131

WATER USE DATA SHEET BY MONTH FOR CALENDAR YEAR 2008

MONTH/YEAR	NUMBER OF CUSTOMERS	GALLONS SOLD (Thousands)	GALLONS PUMPED (Thousands)	GALLONS PURCHASED (Thousands)
JANUARY	15,894	110,802	111,573	
FEBRUARY	15,988	110,431	97,868	
MARCH	16,048	103,887	119,696	
APRIL	16,185	106,296	131,798	
MAY	16,329	162,009	172,321	
JUNE	16,419	156,045	184,034	
JULY	16,508	170,338	181,355	
AUGUST	16,556	168,456	178,207	
SEPTEMBER	16,606	177,259	153,208	
OCTOBER	16,628	149,838	161,898	
NOVEMBER	16,626	160,908	141,581	
DECEMBER	16,654	125,201	116,454	
TOTALS →		1,701,471	1,749,993	

+Note there are no customers, and no water sold or pumped in the Southwest Service Area as of Dec 31, 2008.

What is the level of arsenic for each well on your system? See below for each individual well.
(If more than one well, please list each separately.)

Vance: 0.011 mg/L Neely North: 0.0087 mg/L
 Neely West: 0.0084 mg/L Smith: mg/l: 0.0011 mg/L
 Rancho Mirage: 0.009 mg/L

If system has fire hydrants, what is the fire flow requirement? 1000 GPM for 2 hrs

If system has chlorination treatment, does this treatment system chlorinate continuously?
 Yes No

Is the Water Utility located in an ADWR Active Management Area (AMA)?
 Yes No

Does the Company have an ADWR Gallons Per Capita Per Day (GPCPD) requirement?
 Yes No

If yes, provide the GPCPD amount: 125

Note: If you are filing for more than one system, please provide separate data sheets for each system.

COMPANY NAME: GLOBAL WATER – SANTA CRUZ WATER COMPANY

Name of System: Santa Cruz Water Company ADEQ Public Water System Number AZ04-11-131

UTILITY SHUTOFFS / DISCONNECTS

MONTH	Termination without Notice R14-2-410.B	Termination with Notice R14-2-410.C	OTHER
JANUARY	0	81	
FEBRUARY	0	95	
MARCH	0	128	
APRIL	0	411	
MAY	0	805	
JUNE	0	587	
JULY	0	600	
AUGUST	0	580	
SEPTEMBER	0	655	
OCTOBER	0	722	
NOVEMBER	0	514	
DECEMBER	0	576	
TOTALS →	0	5,754	

OTHER (description):

COMPANY NAME: GLOBAL WATER - SANTA CRUZ WATER COMPANY
YEAR ENDING 12/31/2008

PROPERTY TAXES

Amount of actual property taxes paid during Calendar Year 2008 was: \$ 337,674.21

Attach to this annual report proof (e.g. property tax bills stamped "paid in full" or copies of cancelled checks for property tax payments) of any and all property taxes paid during the calendar year.

If no property taxes paid, explain why. _____

COMPANY NAME: GLOBAL WATER - SANTA CRUZ WATER COMPANY
YEAR ENDING 12/31/2008

INCOME TAXES

For this reporting period, provide the following:

Federal Taxable Income Reported	<u>\$ 2,771,526</u>
Estimated or Actual Federal Tax Liability	<u>\$ 942,319</u>
State Taxable Income Reported	<u>\$ 2,771,526</u>
Estimated or Actual State Tax Liability	<u>\$ 127,490</u>

Amount of Grossed-Up Contributions/Advances:

Amount of Contributions/Advances
Amount of Gross-Up Tax Collected
Total Grossed-Up Contributions/Advances

Decision No. 55774 states, in part, that the utility will refund any excess gross-up funds collected at the close of the tax year when tax returns are completed. Pursuant to this Decision, if gross-up tax refunds are due to any Payer or if any gross-up tax refunds have already been made, attach the following information by Payer: name and amount of contribution/advance, the amount of gross-up tax collected, the amount of refund due to each Payer, and the date the Utility expects to make or has made the refund to the Payer.

CERTIFICATION

The undersigned hereby certifies that the Utility has refunded to Payers all gross-up tax refunds reported in the prior year's annual report. This certification is to be signed by the President or Chief Executive Officer, if a corporation; the managing general partner, if a partnership; the managing member, if a limited liability company or the sole proprietor, if a sole proprietorship.



SIGNATURE

4/14/09

DATE

Gregory A. Barber

PRINTED NAME

CFO

TITLE

**VERIFICATION
AND
SWORN STATEMENT
Taxes**

VERIFICATION

**STATE OF ARIZONA
I, THE UNDERSIGNED
OF THE**

COUNTY OF (COUNTY NAME) Maricopa
NAME (OWNER OR OFFICIAL) TITLE Greg Barber, CFO
COMPANY NAME Global Water - Santa Cruz Water Company

DO SAY THAT THIS ANNUAL UTILITY PROPERTY TAX AND SALES TAX REPORT TO THE ARIZONA CORPORATION COMMISSION

FOR THE YEAR ENDING

MONTH	DAY	YEAR
12	31	2008

HAS BEEN PREPARED UNDER MY DIRECTION, FROM THE ORIGINAL BOOKS, PAPERS AND RECORDS OF SAID UTILITY; THAT I HAVE CAREFULLY EXAMINED THE SAME, AND DECLARE THE SAME TO BE A COMPLETE AND CORRECT STATEMENT OF BUSINESS AND AFFAIRS OF SAID UTILITY FOR THE PERIOD COVERED BY THIS REPORT IN RESPECT TO EACH AND EVERY MATTER AND THING SET FORTH, TO THE BEST OF MY KNOWLEDGE, INFORMATION AND BELIEF.

SWORN STATEMENT

I HEREBY ATTEST THAT ALL PROPERTY TAXES FOR SAID COMPANY ARE CURRENT AND PAID IN FULL.

I HEREBY ATTEST THAT ALL SALES TAXES FOR SAID COMPANY ARE CURRENT AND PAID IN FULL.

SUBSCRIBED AND SWORN TO BEFORE ME

A NOTARY PUBLIC IN AND FOR THE COUNTY OF

THIS


14

DAY OF

(SEAL)

MY COMMISSION EXPIRES


7/10/2012



SIGNATURE OF OWNER OR OFFICIAL

623-580-9100
TELEPHONE NUMBER

Jennie L. Peery

COUNTY NAME	<u>Maricopa</u>	
MONTH	<u>April</u>	<u>2009</u>


SIGNATURE OF NOTARY PUBLIC



**VERIFICATION
AND
SWORN STATEMENT
Intrastate Revenues Only**

VERIFICATION

STATE OF ARIZONA

I, THE UNDERSIGNED

OF THE

COUNTY OF (COUNTY NAME) Maricopa
NAME (OWNER OR OFFICIAL) TITLE Greg Barber, CFO
COMPANY NAME Global Water - Santa Cruz Water Company

DO SAY THAT THIS ANNUAL UTILITY REPORT TO THE ARIZONA CORPORATION COMMISSION

FOR THE YEAR ENDING

MONTH	DAY	YEAR
12	31	2008

HAS BEEN PREPARED UNDER MY DIRECTION, FROM THE ORIGINAL BOOKS, PAPERS AND RECORDS OF SAID UTILITY; THAT I HAVE CAREFULLY EXAMINED THE SAME, AND DECLARE THE SAME TO BE A COMPLETE AND CORRECT STATEMENT OF BUSINESS AND AFFAIRS OF SAID UTILITY FOR THE PERIOD COVERED BY THIS REPORT IN RESPECT TO EACH AND EVERY MATTER AND THING SET FORTH, TO THE BEST OF MY KNOWLEDGE, INFORMATION AND BELIEF.

SWORN STATEMENT

IN ACCORDANCE WITH THE REQUIREMENT OF TITLE 40, ARTICLE 8, SECTION 40-401, ARIZONA REVISED STATUTES, IT IS HEREIN REPORTED THAT THE GROSS OPERATING REVENUE OF SAID UTILITY DERIVED FROM ARIZONA INTRASTATE UTILITY OPERATIONS DURING CALENDAR YEAR 2008 WAS:

Gross operating revenue also includes unregulated revenue from Sonoran District 387 of \$2,802,658.12 (of which \$214,821.44 is sales tax on unregulated revenues)

Arizona Intrastate Gross Operating Revenues Only (\$)

\$ 10,291,068.04

(THE AMOUNT IN BOX ABOVE INCLUDES \$834,820.52 IN SALES TAXES BILLED, OR COLLECTED)

Also included in the box above are ACC and RUCO Assessment Fees billed as a pass-through to the customer. Of the total \$2,372.83 were ACC and \$436.33 were RUCO Fees.

****REVENUE REPORTED ON THIS PAGE MUST INCLUDE SALES TAXES BILLED OR COLLECTED. IF FOR ANY OTHER REASON, THE REVENUE REPORTED ABOVE DOES NOT AGREE WITH TOTAL OPERATING REVENUES ELSEWHERE REPORTED, ATTACH THOSE STATEMENTS THAT RECONCILE THE DIFFERENCE. (EXPLAIN IN DETAIL)**

Greg Barber

SIGNATURE OF OWNER OR OFFICIAL
623-580-9600

TELEPHONE NUMBER

SUBSCRIBED AND SWORN TO BEFORE ME
A NOTARY PUBLIC IN AND FOR THE COUNTY OF
THIS 14 DAY OF

Jennie L Perez


COUNTY NAME Maricopa	
MONTH April	YEAR 2009

(SEAL)

MY COMMISSION EXPIRES 7/10/2012

Jennie L Perez

SIGNATURE OF NOTARY PUBLIC



**VERIFICATION
AND
SWORN STATEMENT
RESIDENTIAL REVENUE
Intrastate Revenues Only**

VERIFICATION

STATE OF ARIZONA

I, THE UNDERSIGNED

OF THE

COUNTY OF (COUNTY NAME) Maricopa	
NAME (OWNER OR OFFICIAL) Greg Barber	TITLE CFO
COMPANY NAME Global Water - Santa Cruz Water Company	

DO SAY THAT THIS ANNUAL UTILITY REPORT TO THE ARIZONA CORPORATION COMMISSION

FOR THE YEAR ENDING

MONTH	DAY	YEAR
12	31	2008

HAS BEEN PREPARED UNDER MY DIRECTION, FROM THE ORIGINAL BOOKS, PAPERS AND RECORDS OF SAID UTILITY; THAT I HAVE CAREFULLY EXAMINED THE SAME, AND DECLARE THE SAME TO BE A COMPLETE AND CORRECT STATEMENT OF BUSINESS AND AFFAIRS OF SAID UTILITY FOR THE PERIOD COVERED BY THIS REPORT IN RESPECT TO EACH AND EVERY MATTER AND THING SET FORTH, TO THE BEST OF MY KNOWLEDGE, INFORMATION AND BELIEF.

SWORN STATEMENT


IN ACCORDANCE WITH THE REQUIREMENTS OF TITLE 40, ARTICLE 8, SECTION 40-401.01, ARIZONA REVISED STATUTES, IT IS HEREIN REPORTED THAT THE GROSS OPERATING REVENUE OF SAID UTILITY DERIVED FROM ARIZONA INTRASTATE UTILITY OPERATIONS RECEIVED FROM RESIDENTIAL CUSTOMERS DURING CALENDAR YEAR 2008 WAS:

ARIZONA INTRASTATE GROSS OPERATING REVENUES \$7,751,498.08
--

THE AMOUNT IN BOX AT LEFT INCLUDES \$628,799.63 IN SALES TAXES BILLED, OR COLLECTED) (\$1,787.25 ACC and \$436.33 RUCO Fees)

*RESIDENTIAL REVENUE REPORTED ON THIS PAGE MUST INCLUDE SALES TAXES BILLED.

Gross operating revenue also includes unregulated revenue from Sonoran District 387 of \$2,158,677.29 (of which \$164,521.45 is sales tax on unregulated revenues)
--



SIGNATURE OF OWNER OR OFFICIAL
 623-580-9600

TELEPHONE NUMBER




SUBSCRIBED AND SWORN TO BEFORE ME
A NOTARY PUBLIC IN AND FOR THE COUNTY OF

THIS 14 DAY OF

(SEAL)

MY COMMISSION EXPIRES 7/10/2012

NOTARY PUBLIC NAME	Jennie Perez
COUNTY NAME	Maricopa
MONTH	April 20 09

X 

SIGNATURE OF NOTARY PUBLIC